



**CONVENTION ON  
MIGRATORY  
SPECIES**

UNEP/CMS/COP13/Doc.20

11 December 2019

Original: English

13<sup>th</sup> MEETING OF THE CONFERENCE OF THE PARTIES  
Gandhinagar, India, 17 - 22 February 2020  
Agenda Item 20

**NATIONAL REPORTS**

*(Prepared by the Secretariat)*

Summary:

This document reports on the implementation Resolution 12.5 *National Reports* and Decisions 12.4 and 12.5 on *Revising the Format of National Reports*.

It contains the analysis of CMS National Reports to COP13 based on the information provided by Parties in their national reports. All national reports are published on the CMS website, including those which arrived too late to be included in this analysis.

## NATIONAL REPORTS

### Background

1. Monitoring and reporting on activities to implement the Convention (and on the outcomes of those activities) are essential for tracking progress, learning lessons from experience to guide future action, and forming the necessary international view about both the status of the Convention and the status of migratory species. When related to the obligations, goals and targets agreed by the Contracting Parties, this allows a cycle of feedback and adaptive management, at both national and international levels.
2. Article VI, paragraph 3 of the Convention requires Parties that are Range States of migratory species listed in Appendices I and II to inform the Conference of the Parties, through the Secretariat, of the measures they are taking to implement the provisions of the Convention for those species.
3. The Conference of the Parties at its 12<sup>th</sup> meeting (COP12, Manila, 2017) adopted Resolution 12.5 *National Reports*, which addressed the reporting process, and Decisions 12.4 and 12.5 *Revising the Format of National Reports*.
4. Decisions 12.4 and 12.5 contain the following provisions:

#### **12.4 Directed to the Secretariat**

*The Secretariat shall:*

- a) *Convene an informal advisory group immediately after the close of the 12th meeting of the Conference of the Parties for the intersessional period to the 13th meeting of the Conference of the Parties, to provide constructive yet robust feedback on the proposal(s) made by the Secretariat for revision of the national report format. The informal advisory group shall be composed of Parties to the Convention on the basis of the same regions as the Standing Committee, with a maximum of two representatives per region while the Chairs of the Standing Committee and the Scientific Council shall be ex-officio members of the informal advisory group. Partner organizations and relevant MEA Secretariats will also be invited to participate in the informal advisory group discussions;*
- b) *Taking account of advice from the informal advisory group, develop a proposal to be submitted to the Standing Committee at its 48<sup>th</sup> meeting for a revision of the format for the national reports to be submitted to the 13<sup>th</sup> meeting of the Conference of the Parties and subsequently, which shall as a minimum seek to achieve the following:*
  - i. *Improve the ability of national reports to provide information on progress towards implementation of the Convention and to serve as one of the sources of information for the review mechanism established by UNEP/CMS/Resolution 12.9 on the Establishment of a Review Mechanism and a National Legislation Programme;*
  - ii. *Address the request in paragraph 10 of UNEP/CMS/Resolution 11.2 (Rev.COP12) on the Strategic Plan for Migratory Species 2015-2023 as well as the recommendations emerging inter alia from the Strategic Plan Working Group concerning improved alignment of the national report format with the Strategic Plan for Migratory Species 2015-2023, and improving the ability of national reports to provide information on assessing progress towards the achievement of the targets contained in that Plan, without creating additional reporting burdens for Parties;*
  - iii. *Take account of the lessons learned and recommendations arising from the analyses presented of the national reports submitted to the 11<sup>th</sup> and 12<sup>th</sup> meeting of the Conference of the Parties respectively;*
  - iv. *Take account of the other suggestions for improvements to the National Report Format contained in document UNEP/CMS/COP12/Inf.27;*
  - v. *Take account of the views of a representative selection of Parties (ideally from all UN Regions) convened to provide constructive yet robust feedback on the proposal(s) made;*
  - vi. *Resulting in an overall shortening and simplification of the format; and*
  - vii. *Where feasible and to the extent appropriate, achieving improved synergies with the reporting processes of instruments within the CMS Family and with those of other Multilateral Environmental Agreements.*

## 12.5 Directed to the Standing Committee

*The Standing Committee is requested to:*

- a) *Consider and, if appropriate, endorse the proposals produced by the Secretariat further to Decision 12.4, paragraph b) above for a revision of the National Report Format, so that it can be issued at least a year (preferably more) in advance of the deadline for submission of reports to the 13<sup>th</sup> meeting of the Conference of the Parties and make any appropriate recommendations to the 13<sup>th</sup> meeting of the Conference of the Parties concerning the National Report Format, including on its subsequent use; and*
- b) *Consider whether it may be desirable, subject to the availability of resources, to develop and produce guidance to accompany any revised National Report Format and/or any other related capacity-building support to assist Parties in compiling their reports according to the revised format.*

## Activities

### *Development of the new National Report Template*

5. Thanks to savings on the 2015-2017 budget and additional resources from UNEP, the Secretariat was able to contract the UNEP World Conservation Monitoring Centre to assist with the development of a proposal for the revision of the national report format. Additional resources to support the activities of the advisory group and additional consultancy services for the development of the format have been pledged by the Government of Switzerland to the extent of €22,600.
6. As instructed by Decision 12.4, an informal advisory group on the revision of the national report format was established through nominations by the regional representatives of the Standing Committee. A first draft of a proposal for the revision of the national report format was sent by the Secretariat to the members of the advisory group for comments and advice. In particular, two teleconferences of the group were convened by the Secretariat on 23 and 28 September 2018. A meeting of the advisory group was held on 22 October 2018, back-to-back with the 48<sup>th</sup> meeting of the Standing Committee. The meeting reviewed the latest draft of the proposal for the revision of the national report format, and produced a final draft that was transmitted to the 48<sup>th</sup> meeting of the Standing Committee for consideration and adoption as document [UNEP/CMS/StC48/Doc.12/Rev.2](#). As an additional resource, a document outlining the relationship between the proposals for a revised national report format and the proposals for a Review Mechanism and National Legislation Programme was made available as [UNEP/CMS/StC48/Inf7](#).
7. The 48<sup>th</sup> meeting of the Standing Committee (Bonn, 23-24 October 2018) reviewed the proposal and adopted the revised format for national report as included in Annex 2 to the [report of the meeting](#). The Standing Committee also requested the Secretariat to:
  - (i) make the revised format available to Parties in three languages as a Word document as soon as possible after the meeting;
  - (ii) produce an online version of the revised format using the Online Reporting System, pre-filling information available from the COP12 reporting cycle into the new national reporting template when feasible;
  - (iii) produce a guidance document to support Parties in compiling the National Reports according to the revised format.
8. The revised format was made available in word format in three languages in December 2019 on the [CMS website](#).

### *Implementation of the National Report cycle*

9. With the assistance of UNEP-WCMC, the online version of the national report template for COP13, developed using the Online Reporting System, was opened in February 2019 in the three working languages of the Convention. The template was accompanied by a Guidance Document. The deadline for submissions was 17 August 2019. Consequently, the period covered by information in this round of reports is from April 2017 (the submissions deadline for COP12 reports) to August 2019.
10. The Secretariat also prepared a technical User Guide to facilitate access and usage of the system in order to assist CMS focal points with report submission. Regular communication was established to support CMS focal points in solving technical questions and in the filling out and submission of their reports.
11. Reports were successfully received from the majority of Parties. As of December 2019, 91 Parties have submitted their National Reports (72 per cent response rate), though a considerable number of reports were sent after the official deadline. National reports are provided as public documents on the [CMS website](#) within the documentation for the Thirteenth meeting of the Conference of the Parties (COP13).

### *Analysis of National Reports*

12. Being a publicly available dataset, the national reports can be directly consulted as an official source reference for CMS implementation and for information on migratory species for the individual countries. This is an invaluable resource for all stakeholders, who play a part in implementation of the Convention at national and local levels, and it supports an integrated approach by State Authorities across all sectors, together with non-governmental organizations, community groups, academia and the private sector. As well as illuminating the results of efforts to date, the reports help to guide future action, research and investment priorities. The common approach taken to reporting also assists with cooperation between countries in transboundary and regional contexts.
13. In addition, an international overview of the data provided allows general patterns and trends to be seen, *inter alia* on progress with implementation of COP decisions, on notable successes and on challenges needing to be addressed. This includes a reflection on progress towards the achievement of goals and targets in the Strategic Plan for Migratory Species 2015-2023 (SPMS), which in turn relates to progress in delivering aspects of the Strategic Plan for Biodiversity 2011-2020 and the UN 2030 Agenda for Sustainable Development (Sustainable Development Goals). The overview therefore helps to inform new decisions being taken by the COP, while also feeding into wider processes of international environmental governance.
14. The full analysis report prepared by UNEP-WCMC is contained in Annex 1. It is based on the reports provided by those Parties that had submitted them by the formal deadline, and it has also been possible to include some that arrived shortly thereafter. Regional analysis reports were prepared in-house by the Secretariat to inform Parties and as a basis for discussions at the regional preparatory meetings for COP13 held in November 2019 in Bonn ([UNEP/CMS/COP13/Inf.22 to UNEP/CMS/COP13/Inf.26](#)).
15. The analysis concludes that “progress is being made towards achieving a number of Strategic Plan targets; in particular, Parties are actively working to enhance policy frameworks, to improve knowledge and raise awareness, and to promote cooperation between countries and across sectors. Measures for protecting sites as well as managing and restoring habitats were the most frequently reported type of successful conservation action. Parties also highlighted successes involving the compilation of national species Red Lists and atlases, new and improved species protection legislation, strategies and action plans for migratory species, and actions to address specific pressures including illegal killing and poisoning.



*Despite these advances, however, gaps in implementation remain, and Parties highlighted multiple areas where they faced challenges. In particular, a number of Parties do not currently have legislation in place prohibiting the taking of all Appendix I species in accordance with CMS Article III (5), representing a clear implementation gap. Although improvements in conservation status, mainly for terrestrial and aquatic mammals, were noted by some Parties, downward trends were highlighted for other groups including many bats, birds and fish. The most frequently reported barriers to effective implementation were insufficient resources and capacity, with Parties emphasising the extent to which this had hampered efforts to meet their obligations under CMS. Scientific research and innovation, exchange of information and technical assistance were other areas where support was said to be required.*

*A clear global consensus emerged from the reports that habitat loss and degradation were the most dominant pressures shared across multiple countries, and the highest priorities for future action; at the same time, it is noteworthy that habitat and area-based measures also dominated much of what Parties reported as their greatest advances. Other pressures reported to have been showing significant negative trends were direct killing and taking, climate change and bycatch. Overall, while there has been notable progress, the results of the analysis point towards a need for more action, individually and cooperatively, to fulfil the ambitions of the Convention. Adequate mobilization of resources and capacity-building, particularly to address the escalating threats on migratory species, will be essential for this.”*

#### *Lessons learnt*

16. During the Regional Preparatory Meetings held in November 2019 in Bonn, the Secretariat conducted an informal survey to gather information for possible areas of improvement of the current format and reporting process. Even though it is envisaged that the template will be used in subsequent reporting cycles, Parties may consider changes in the format based on their experience in the reporting to COP13 and/or new developments such as COP13 Resolutions or the post-2020 biodiversity agenda.
17. Technical challenges reported by the respondents have already been communicated to the developer of the Online Reporting System and the Secretariat has taken note of possible issues hampering Parties to receive notifications. Respondents reported that the Secretariat was responsive and helpful when they requested assistance and that the User Guide and Guidance Document were useful.
18. Most of the respondents reported that the current template can provide information on the goals and targets in line with the SPMS for the reporting period, as well as on the implementation of the Convention. Parties also reported that the wording and information requested was not always clear and concise in what the question was attempting to retrieve and that sometimes the questions were not applicable to their country. Finally, Parties reported that the Regional and Global Analysis were “somewhat to very accurate” in demonstrating the reality.
19. The Secretariat would like to highlight that in some instances the data provided by the National Reports were insufficient to complete other tasks dependant on such information, such as assessing progress in the implementation of the Programme of Work on Climate Change and Migratory Species or best practices related legislation implementing Articles III.4 a) and b). In such cases the possibility to strengthen the guidance document and/or the questions themselves could be considered. Parties may also wish to consider strengthening the formulation of some questions to better reflect the reality in their countries and regions.

Recommended actions

20. The Conference of the Parties is recommended to:
- a). take note of the CMS COP 13 National Reports Analysis contained in Annex 2 of this document.
  - b). delete Decisions 12.4 and 12.5.
  - c). adopt the draft Decisions contained in Annex 1 of this document.

**DRAFT DECISIONS  
NATIONAL REPORTS**

***Decision directed to the Secretariat:***

13. AA The Secretariat, subject to the availability of resources, is requested to consider the need for, and as appropriate undertake a revision of the national report format and its guidance document to reflect lessons learnt during the reporting period and take into account the outcomes of 13th meeting of the Conference of the Parties.

***Decision directed to the Standing Committee:***

13. BB The Standing Committee is requested to consider and, as appropriate, endorse the revision the national report format and the guidance document produced by the Secretariat further to Decision 13.AA, so that it can be issued at least a year (preferably more) in advance of the deadline for submission of reports to the 14<sup>th</sup> meeting of the Conference of the Parties and make any appropriate recommendations to the 14<sup>th</sup> meeting of the Conference of the Parties concerning the national report format, including on its subsequent use.



# Analysis of CMS National Reports to COP13

*CMS/COP13/Doc.20/Annex 2*



UN  
environment  
programme

WCMC



## Analysis of CMS National Reports to COP13

Prepared for UNEP/CMS Secretariat

### Authors

Frances Davis, David Pritchard, Aude Caromel,  
Ciara Stafford, Jessica Vitale, and Kelly Malsch

### Citation

UNEP-WCMC. 2019. Analysis of CMS National Reports to COP13. UNEP-WCMC, Cambridge.

### Published

November 2019

### Copyright

2019 United Nations Environmental Programme

### Design and typesetting

Ralph Design ltd

### Photographs

Front cover: Brian Yarvin

© Adobe Stock



The UN Environment Programme World Conservation Monitoring Centre (UNEP-WCMC) is a global Centre of excellence on biodiversity. The Centre operates as a collaboration between the UN Environment Programme and the UK-registered charity WCMC. Together we are confronting the global crisis facing nature.

This publication may be reproduced for educational or non-profit purposes without special permission, provided acknowledgement to the source is made. Reuse of any figures is subject to permission from the original rights holders. No use of this publication may be made for resale or any other commercial purpose without permission in writing from the UN Environment Programme. Applications for permission, with a statement of purpose and extent of reproduction, should be sent to the Director, UNEP-WCMC, 219 Huntingdon Road, Cambridge, CB3 0DL, UK.

The contents of this report do not necessarily reflect the views or policies of the UN Environment Programme, contributory organisations or editors. The designations employed and the presentations of material in this report do not imply the expression of any opinion whatsoever on the part of the UN Environment Programme or contributory organisations, editors or publishers concerning the legal status of any country, territory, city area or its authorities, or concerning the delimitation of its frontiers or boundaries or the designation of its name, frontiers or boundaries. The mention of a commercial entity or product in this publication does not imply endorsement by the UN Environment Programme.

UN Environment Programme World Conservation  
Monitoring Centre  
(UNEP-WCMC)  
219 Huntingdon Road,  
Cambridge CB3 0DL, UK  
Tel: +44 1223 277314  
[www.unep-wcmc.org](http://www.unep-wcmc.org)

The UN Environment Programme promotes environmentally sound practices globally and in its own activities. Printing on paper from environmentally sustainable forests and recycled fibre is encouraged

# Contents

Executive summary .....	1
I Introduction .....	2
II High-level key messages.....	4
III Species on the Convention Appendices .....	6
IV Legal prohibition of the taking of Appendix I species .....	7
V Awareness .....	9
VI Mainstreaming migratory species in other sectors and processes.....	11
VII Governance, policy and legislative coherence.....	12
VIII Incentives.....	14
IX Sustainable production and consumption.....	15
X Threats and Pressures.....	16
XI Conservation status of migratory species.....	19
XII Cooperating to conserve migration systems .....	20
XIII Area-based conservation measures .....	22
XIV Ecosystem services .....	24
XV Safeguarding genetic diversity .....	25
XVI National Biodiversity Strategies and Action Plans.....	26
XVII Traditional knowledge, innovations and practices of indigenous and local communities .....	27
XVIII Knowledge, data and capacity-building .....	29
XIX Resource mobilization .....	31
Conclusion .....	33

---







# Executive summary

This report presents a synthesis of the information provided by Parties to the Convention on the Conservation of Migratory Species of Wild Animals (CMS) in their National Reports to the Convention's Conference of Parties (COP) for the reporting period between COP12 and COP13 (October 2017-August 2019). It comprises an analysis of the 79 National Reports that were submitted by the reporting deadline for COP13, representing 61% of Parties that were signatories to CMS at the time. As of the time of writing (October 2019), a further ten National Reports had been received.

The reports analysed herein were provided in response to a reporting template that had been substantially revised following decisions made by the Parties at COP12. The revision involved reducing some of the complexity of the questionnaire and restructuring the questions to inform progress towards the 16 global targets included in the Strategic Plan for Migratory Species 2015-2023 (SPMS). Summary findings of indicative progress towards each target have been made throughout the analysis; these have been combined with additional indicators in a separate document to give a fuller picture of SPMS implementation to date. Since this is the first time reports have followed the new reporting template, comparisons with the previous triennium have not been drawn. Instead, the information contained within this report provides a benchmark for future analyses.

The National Reports indicate that progress is being made towards achieving a number of Strategic Plan targets; in particular, Parties are actively working to enhance policy frameworks, to improve knowledge and raise awareness, and to promote cooperation between countries and across sectors. Measures for protecting sites as well as managing and restoring habitats were the most frequently reported type of successful conservation action. Parties also highlighted successes involving the compilation of national species Red Lists and atlases, new and improved species protection legislation, strategies and action plans for migratory species, and actions to address specific pressures including illegal killing and poisoning.

Despite these advances, however, gaps in implementation remain, and Parties highlighted multiple areas where they faced challenges. In particular, a number of Parties do not currently have legislation in place prohibiting the taking of all Appendix I species in accordance with CMS Article III(5), representing a clear implementation gap. Although improvements in conservation status, mainly for terrestrial and aquatic mammals, were noted by some Parties, downward trends were highlighted for other groups including many bats, birds and fish. The most frequently reported barriers to effective implementation were insufficient resources and capacity, with Parties emphasising the extent to which this had hampered efforts to meet their obligations under CMS. Scientific research and innovation, exchange of information and technical assistance were other areas where support was said to be required.

A clear global consensus emerged from the reports that habitat loss and degradation were the most dominant pressures shared across multiple countries, and the highest priorities for future action; at the same time, it is noteworthy that habitat and area-based measures also dominated much of what Parties reported as their greatest advances. Other pressures reported to have been showing significant negative trends were direct killing and taking, climate change and bycatch.

Overall, while there has been notable progress, the results of the analysis point towards a need for more action, individually and cooperatively, to fulfil the ambitions of the Convention. Adequate mobilization of resources and capacity-building, particularly to address the escalating threats on migratory species, will be essential for this.

# I – Introduction

The CMS national reporting process is an invaluable resource for assessing the implementation of the Convention. Article VI, paragraph 3 of the Convention requires Parties that are Range States of migratory species listed in Appendices I and II to inform the Conference of the Parties, through the Secretariat, of the measures they are taking to implement the provisions of the Convention for those species. As well as illuminating the results of efforts to date (both in terms of the status of the Convention and the status of migratory species), the findings help to identify potential gaps in implementation and to guide future action.

A standardised format for reporting is important to enable a global overview, highlighting trends, successes and challenges at national, regional and global levels. A revised format for the reports to COP13 was developed in response to mandates contained in Resolutions 11.02 and 12.05, followed by Decisions 12.4 and 12.5. This revised format was approved by the Standing Committee at its 48th meeting and made available to Parties in the three Convention languages in December 2018. The questionnaire was formally opened in the Online Reporting System (including guidance for compilers) in April 2019, with a response deadline of 17 August 2019.

The revision of the format was designed to achieve several objectives, defined in Decision 12.4. These included:

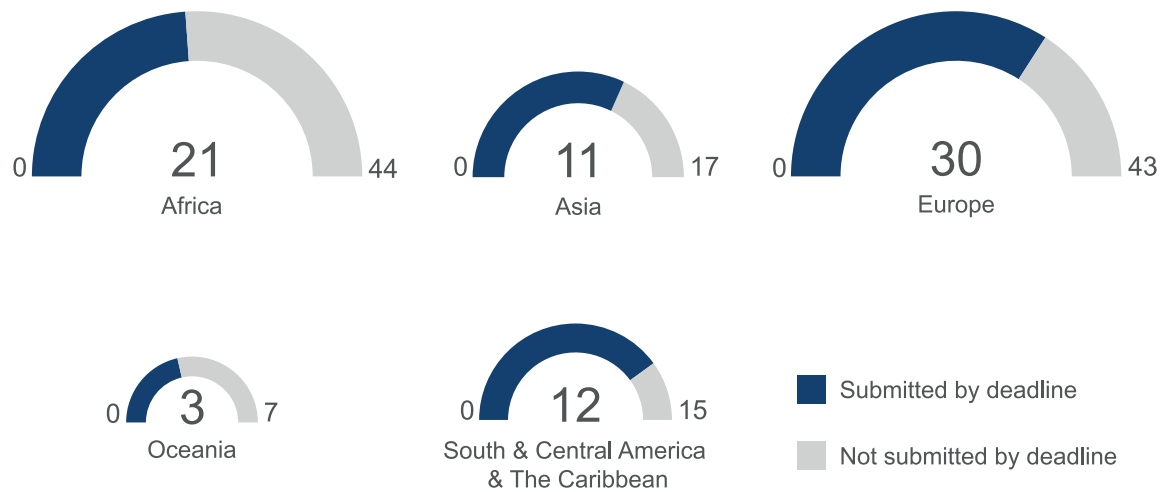
- taking account of lessons learnt and recommendations arising from the analyses of the reports submitted to COPs 11 and 12;
- improving synergies with other relevant reporting processes both within the CMS Family and beyond;
- achieving an overall shortening and simplification of the format; and
- crucially, responding to the request from COP11 (Resolution 11.02) and the recommendation from the Strategic Plan Working Group to align CMS national reporting with the Strategic Plan for Migratory Species (SPMS) 2015-2023, so that the reports could provide information to assess progress towards the achievement of the targets in the plan, without creating an additional burden for Parties.

All National Reports are public documents, available on the CMS website. They can therefore be directly consulted as an official source of information on CMS implementation and on migratory species in the individual countries. Each Party's situation can be related to the global picture and to the situation of other Parties, and opportunities for further synergies at regional and transboundary levels can be identified. Reports have a retrospective function in providing insights into the progress made to date, while also providing valuable information for forward planning - to address identified gaps, obstacles and opportunities, to set priorities and to mobilize resources in support of action for conserving migratory species.

The Parties at COP12, in Resolution 12.05, instructed the Secretariat to undertake an analysis of the reports received and to make the results available to the Parties. These results, forming the first analysis based on the newly revised national reporting format, are summarised in the present report. The analysis draws from the 79 reports that were submitted in time to be included (Figure 1); a further ten reports were received after the deadline. The reports submitted by the deadline represent 61% of the total number of countries that were Party to CMS at the time and hence is not a complete picture of all the implementation efforts taking place. The results nonetheless provide an adequate reflection of these efforts.



Photo credit: Martin\_AdoheStock



**Figure 1.** Number of National Reports submitted by Parties by the deadline according to CMS region in 2019, where the size of the chart is proportional to the number of Parties within each region.

The analysis provides a summary of particularly salient elements of the report information. As monitoring of the Strategic Plan for Migratory Species (SPMS) draws on National Report information from Parties as the basis for a number of indicators to track progress against its targets, a summary of reported information relevant to each target is provided in the present report. The structure of the report follows the sections in the original national report questionnaire. Specific questions have been chosen for assessment and inclusion in the analysis in cases where they lend themselves most to (a) assessing progress against the SPMS targets and (b) generating actionable conclusions.

The Strategic Plan for Biodiversity 2011-2020 and its Aichi Biodiversity Targets were used as a guiding framework when developing the SPMS. Alignment of national reporting with the SPMS means that there is now also close alignment with the Aichi Targets. This harmonisation responds to calls by Parties for greater synergy, and strengthens the ability of CMS Parties and the Convention bodies to demonstrate the contribution being made by migratory species conservation to wider global agendas, including the Strategic Plan for Biodiversity and the 2030 Agenda for Sustainable Development. Information from these reports can provide insights into global efforts to conserve migratory species, which will be relevant to the Post-2020 Biodiversity Framework as it develops.



Photo credit: Himantopus\_GregoireDubois\_flickr



## II – High-level key messages

This section was new to the national report format, and it offered Parties the opportunity to share key elements of national CMS implementation progress and recommendations for the future. The responses given in this section illustrate the successes Parties have reported in implementing the Convention, the key challenges they have identified, and their main priorities for the future.

Parties were invited to respond to the three overarching questions in this section through free-text answers in their National Reports. Summarising the highly

variable material received has therefore required some interpretation. For the purpose of this summary, a number of categories have been identified from the free-text information (these categories were not prompted in the questions). These categories are not mutually exclusive, therefore some of the information provided features in more than one category. While the majority of responses provided information that was highly relevant, some respondents gave information that did not directly address the questions, and the latter has therefore been excluded from the analysis.

### 1. The “most successful aspects of implementation of the Convention” during the reporting period

**Response rate:** 71 Parties (90% of Reporting Parties [RP]).

Measures for managing and restoring habitats and protecting sites were the most frequently reported type of successful conservation action (with improved connectivity mentioned explicitly in five cases).

Other frequently reported successful aspects of implementation of the Convention included:

- Research and monitoring of migratory species, and the development of conservation status assessments, including the compilation of national Red Lists and atlases;
- New and improved policies, species protection legislation, strategies and action plans of relevance to migratory species;
- Awareness raising programmes and activities;
- Actions to combat a range of threats and pressures, including, among others, actions to address impacts of energy infrastructure, and to tackle non-native or invasive species as well as illegal killing and poisoning.

Seven Parties described species-specific positive conservation status outcomes, relating to:

- Elephants (*Loxodonta africana*) in Benin;
- Flamingos (*Phoenicoparrus andinus*) in Bolivia and Argentina (reported by Bolivia);
- Raptors (including *Falco cherrug*, *Gyps fulvus*, *Aegypius monachus*, *Neophron percnopterus*, *Falco naumanni*) in Bulgaria;
- Imperial Eagle (*Aquila heliaca*), Great Bustard (*Otis tarda*), White-tailed Eagle (*Haliaeetus albicilla*) and Lesser White-fronted Goose (*Anser albifrons*) in Hungary;
- Saiga (*Saiga tatarica*) and Goitered Gazelle (*Gazella subgutturosa*) in Kazakhstan;
- Osprey (*Pandion haliaetus*) in the Netherlands; and
- Wolf (*Canis lupus*) and Bear (*Ursus arctos*) in Poland.

Other general areas where Parties reported successes included building capacity for conservation actions, improved governance and cooperation, resource mobilization, and engagement with stakeholders and other sectors.



Photo credit: Uryadnikov Sergey, AdobeStock

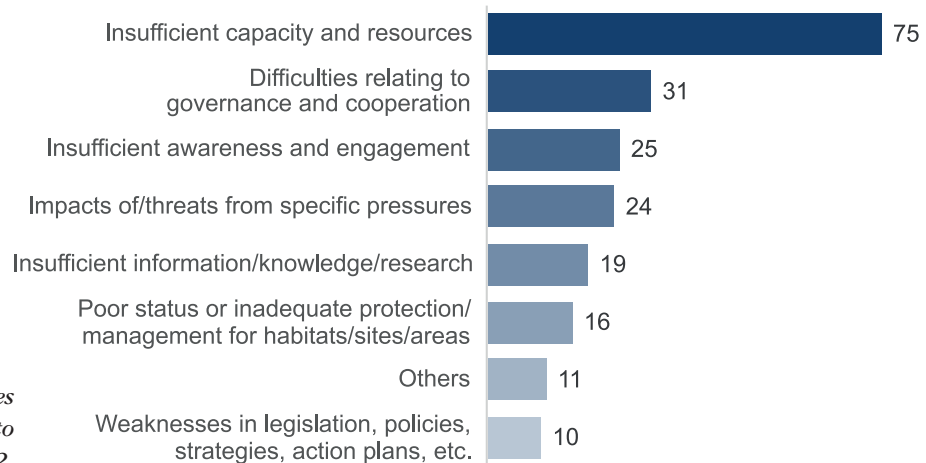
## 2. The “greatest difficulties in implementing the Convention” during the reporting period

**Response rate:** 69 Parties (87% of RP).

Insufficient resources and capacity were the most frequently cited difficulties in implementing the Convention, and these may additionally be the cause of some of the other difficulties that were reported by Parties. Insufficient awareness and knowledge as well as a lack of coordination (within the conservation sector, with other sectors and between countries) were also prominent areas of difficulty described. Impacts of or threats from specific pressures on migratory species

were reported by 24 Parties, the most frequently cited of which was habitat loss and degradation.

Some of the difficulties reported by Parties, such as general economic conditions or armed conflict, require solutions that lie well beyond the scope of the CMS. Some others, however, point to specific areas of action that could be addressed within the Convention, such as further scientific work or enhanced mechanisms for cooperation.



**Figure 2.1.** Greatest difficulties cited by Parties in response to HLS question 2.

## 3. The “main priorities for future implementation of the Convention”

**Response rate:** 72 Parties (91% of RP).

Securing resources and building capacity were the most frequently reported priorities for the future, which reflects the responses to question 2. Actions relating to area-based measures and strategic policy/cooperation initiatives were overall seen as higher priorities than

actions to address particular types of threats and pressures. Very little of what was reported in response to this question identified priorities in terms of actions required to enhance the conservation status of specific species or taxonomic groups.



**Figure 2.2.** Main priorities cited by Parties in response to HLS question 3.

## III – Species on the Convention Appendices

As part of the National Report questionnaire, Parties were provided with species occurrence lists for their country for Appendices I and II, based on information held by the CMS Secretariat, and were asked to confirm whether all the taxa for which they were listed as a Range State had been correctly identified.

Seventy-four Parties (94% of reporting Parties) provided answers to the question; however, three Parties who responded to the original question by saying that amendments were needed to their species occurrence lists, did not provide an amended list. For those Parties providing a detailed response, 95% of species occurrence records (i.e. taxon/country combinations) held by the CMS Secretariat were confirmed to be correct.

Amendments required (adding or removing taxa or editing their status as vagrant, introduced or extirpated)

or clarifying comments (such as nomenclature, extent of distribution, reservations or observations on status) related to 461 taxa in 38 countries across Appendices I and II. All the information provided will inform the refinement of the species distribution lists held by the CMS Secretariat and updating of relevant databases (CMS website and Species+).

Two Parties suggested that their Appendix I and Appendix II occurrence lists contained errors in that they both included some of the same species: this may suggest a misunderstanding of the listing process, as Paragraph 2 of Article IV of the Convention states that “If the circumstances so warrant, a migratory species may be listed both in Appendix I and II” and the species in question were confirmed to be listed on both Appendices.



Photo credit: AdobeStock\_sab2583

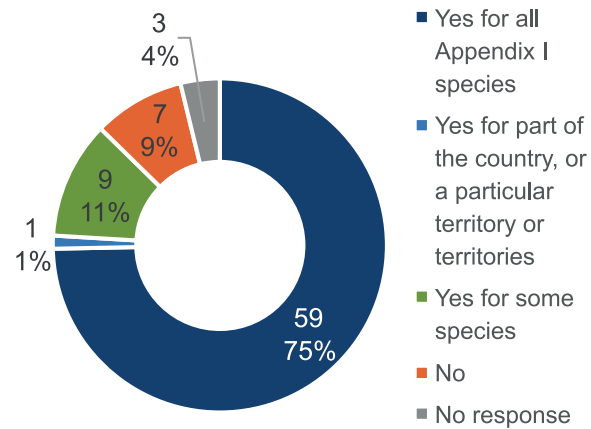


## IV – Legal prohibition of the taking of Appendix I species

### *Is the taking of Appendix I species prohibited by national or territorial legislation in accordance with CMS Article III(5)? (Q.IV.1)*

**Response rate:** 76 Parties (96% of RP).

Although three quarters of reporting Parties stated that taking was prohibited for all Appendix I species within their country, seven Parties reported that there was no legislation prohibiting such taking in their country (Figure 4.1).



**Figure 4.1.** Number of Parties that reported that taking of Appendix I species is prohibited by national or territorial legislation in accordance with CMS Article III(5)

### *Where the taking of all Appendix I species is not prohibited and the reasons for exceptions in Article III(5) do not apply, are steps being taken to develop new legislation to prohibit the taking of all relevant species? If yes, at what stage of development is the legislation? (Q.IV.3)*

**Response rate:** 17 Parties (100% of the 17 Parties for which this question applied).

Of the 17 Parties that reported that legislation was not in place to prohibit the taking of all Appendix I species, six Parties reported that steps were being taken to develop such legislation, which would bring them in-line with Article III(5) of the Convention. Benin, Burundi, Senegal and South Africa reported that the

new legislation had been fully drafted and was being considered for adoption, while Mozambique and Yemen noted that the development of such legislation was being considered. Nine Parties indicated that no steps were being taken to develop such legislation.

### *Where the taking of Appendix I species is prohibited by national legislation, have any exceptions been granted to the prohibition? If yes, please indicate which species, which reasons among those in CMS Article III(5) (a)-(d) justify the exception, any temporal or spatial limitations applying to the exception, and the nature of the “extraordinary circumstances” that make the exception necessary. (Q.IV.2)*

**Response rate:** 65 Parties (96% of the 68 Parties for which this question applied).

Of the 68 Parties stating that taking was prohibited for some or all Appendix I species within their jurisdiction, 13 Parties reported that exceptions had been granted to the prohibition. It should be noted that Parties appear to have had differing interpretations of this question, with some reporting on specific cases where exceptions had been granted in the reporting period, while others provided a list of species for which exceptions could be considered but did not specify specific instances.

Australia, Bolivia and Serbia provided details of specific cases, while Germany and Samoa reported exceptions for specific species but did not provide any details beyond the reason for the exception (Table 4.1). The most common reason given for granting an exception was where the taking was to accommodate the needs of traditional subsistence users. All species for which exceptions were reported were marine species or birds, except for the Vicuña in Bolivia.



**Table 4.1.** Species for which exceptions to the prohibition of take were granted and the reasons justifying the exception, for those Parties that provided further details. Reasons for exception are those defined in CMS Article (III)5.

Party	Species	Reason(s) for exception			
		Scientific purposes	Enhancing propagation or survival	Traditional subsistence use	Extraordinary circumstances
Australia	Marine turtles			✓	
	<i>Carcharodon carcharias</i>				✓
Bolivia	<i>Vicugna vicugna</i>			✓	✓
	<i>Phoenicopterus andinus</i>				✓
	<i>Phoenicopterus jamesi</i>				✓
Germany	<i>Acipenser sturio</i>	✓	✓		
Samoa	<i>Megaptera novaeangliae</i>	✓			
	<i>Physeter macrocephalus</i>	✓			
	<i>Ziphius cavirostris</i>	✓			
	<i>Chelonia mydas</i>			✓	
	<i>Caretta caretta</i>			✓	
	<i>Eretmochelys imbricata</i>			✓	
	<i>Dermochelys coriacea</i>			✓	
	<i>Rhincodon typus</i>				✓
Serbia	<i>Gyps fulvus</i>	✓	✓		

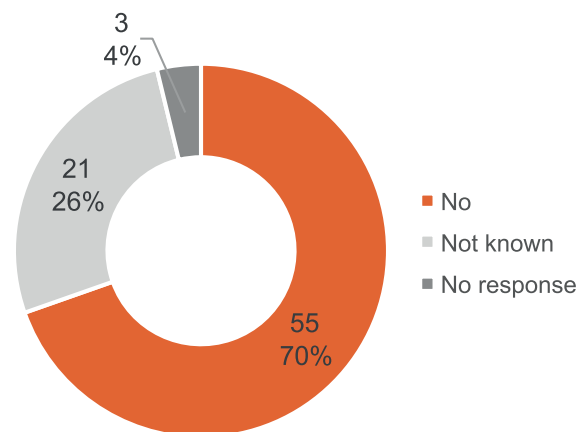
Brazil, France, Switzerland and Ukraine provided lists of species for which exceptions to the provisions may be considered, but without specifying specific instances where these exceptions had been granted; Ukraine clarified that none had been granted in the reporting

period. Burkina Faso, Côte d'Ivoire, Ecuador and New Zealand, although reporting that they had granted exceptions to the prohibition of taking for Appendix I species, did not provide further details.

**Are any vessels flagged to your country engaged outside national jurisdictional limits in intentionally taking Appendix I species? (Q.IV.4)**

**Response rate:** 76 Parties (96% of RP).

Over a quarter of reporting Parties reported not knowing whether any vessels flagged to their country were engaged in intentionally taking Appendix I species outside national jurisdictional limits (Figure 4.2).



**Figure 4.2.** Number of Parties reporting that vessels flagged to their country were intentionally taking Appendix I species outside national jurisdictional limits

## V – Awareness

**SPMS Target 1:** People are aware of the multiple values of migratory species and their habitats and migration systems, and the steps they can take to conserve them and ensure the sustainability of any use.

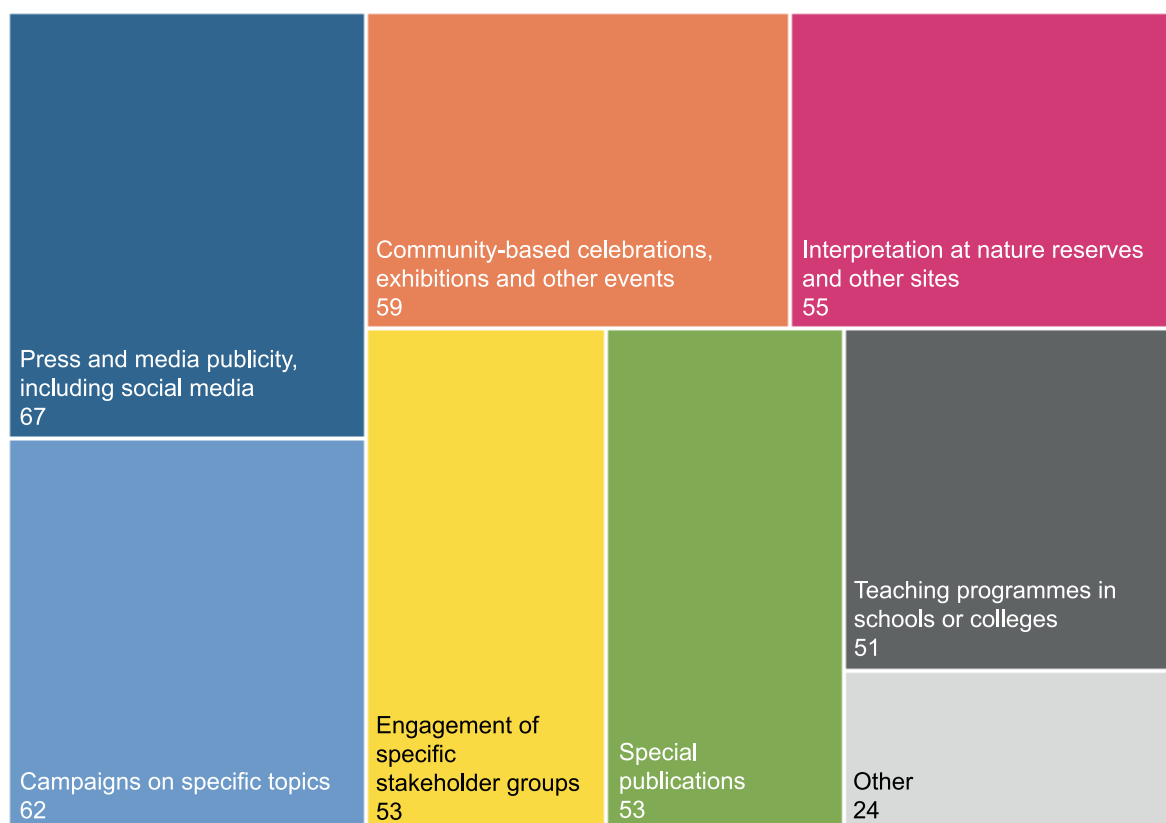
Fifty Parties reported positive results of awareness-raising activities, indicating notable progress is being made. Data on actual levels of awareness in the terms of this target, however, are not available.

*During the reporting period, please indicate the actions that have been taken by your country to increase people's awareness of the values of migratory species, their habitats and migration systems. (Q.V.1)*

**Response rate:** 79 Parties (100% of RP).

Of the categories of action prompted in the question, the most commonly reported were press and media publicity, campaigns on specific topics, and community-based celebrations (Figure 5.1).

Among the actions listed under 'Other', Parties highlighted citizen science initiatives and nature clubs.

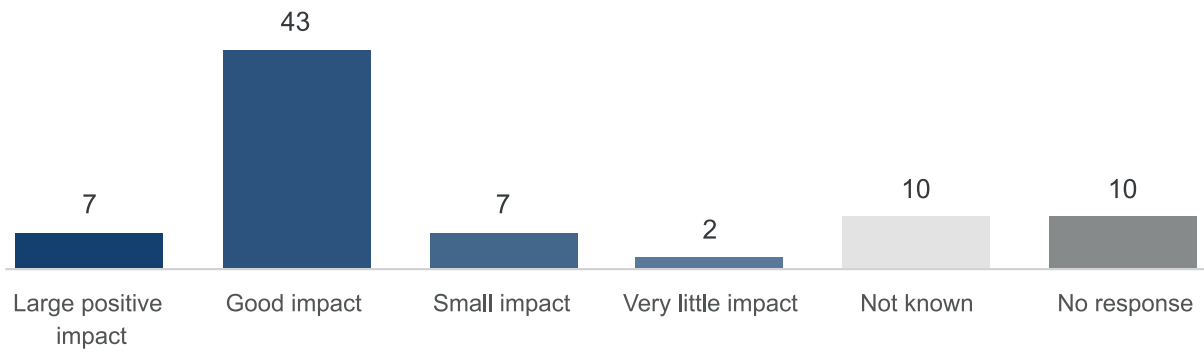


**Figure 5.1.** Actions reported by Parties to increase people's awareness of the values of migratory species, their habitats and migration systems

**Overall, how successful have these awareness actions been in achieving their objectives? (Q.V.3)**

**Response rate:** 69 Parties (87% of RP).

Fifty Parties (63% of reporting Parties) considered that awareness-raising actions had resulted in a large positive impact or good impact (Figure 5.2).



**Figure 5.2.** Reported success of awareness actions undertaken by Parties to increase people's awareness of the values of migratory species, their habitats and migration systems.



Photo credit: AdobeStock\_Martin

## VI – Mainstreaming migratory species in other sectors and processes

**SPMS Target 2:** Multiple values of migratory species and their habitats have been integrated into international, national and local development and poverty reduction strategies and planning processes, including on livelihoods, and are being incorporated into national accounting, as appropriate, and reporting systems.

Thirty-two Parties reported having strategies, plans and/or processes relating to other sectors that reference migratory species. Parties did not, however, provide many specifics in relation to how the conservation of migratory species features in processes relating to poverty reduction, livelihoods or national accounting. A few Parties indicated that migratory species were mentioned in other national reporting process, including reports to other Conventions.

### ***Does the conservation of migratory species currently feature in any national or local strategies and/or planning processes in your country relating to development, poverty reduction and/or livelihoods? (Q.VI.1)***

**Response rate:** 77 Parties (98% of RP).

Sixty-five Parties (82% of reporting Parties) reported that the conservation of migratory species featured in national or local strategies and/or planning processes in their country: 32 of these Parties addressed the mainstreaming of migratory species in other sectors and processes, while the others referred to projects and strategies within the biodiversity sector itself.

Of the 32 Parties that mentioned links with other sectors, 19 referred to impact assessments for development projects and/or spatial planning processes in general. Eleven mentioned national development plans or strategies, while two referred to sustainable resource management plans. Several Parties mentioned more than one type of cross-sectoral linkage. Some

notable individual cases included France citing a sustainable development scheme and a framework that relates biodiversity to local development and quality of life issues, the Netherlands referring to corporate social responsibility and a Natural Capital Agenda which promotes mutual interdependence of the economy and nature, and New Zealand mentioning a Living Standards Framework that links the natural environment to social well-being and resilience.

Only two Parties mentioned poverty reduction: one (Paraguay) referring to a project relating to forestry and energy, and the other (Morocco) indicating that strategies relating to poverty reduction rarely take migratory species into account.

### ***Do the 'values of migratory species and their habitats' referred to in SPMS Target 2 currently feature in any other national reporting processes in your country? (Q.VI.2)***

**Response rate:** 79 Parties (100% of RP).

Fifty-one Parties (65% of reporting Parties) reported that the values of migratory species and their habitats featured in other national reporting processes in their country; overall, however, question VI.2 does not appear to have been clearly understood by all respondents, with many commenting on plans and regulations but not mentioning reporting.

Among those who provided relevant details, most referred to regular reporting processes (for example under international agreements or internal 'State of the Environment' reporting), but there were also some references to 'one-off' reports, covering: priority areas for conservation (Brazil and the United Arab Emirates); a review of the state of the country's land (New Zealand); a marine mammal status review (New Zealand) and a species and habitats review (Romania).

National 'State of the Environment' reports were mentioned by Australia, Georgia and New Zealand. The Dominican Republic referred to annual operational reports by its Environment Ministry, and Uganda mentioned a natural capital accounting initiative. Other specific reporting processes mentioned referred to fisheries (Australia and Seychelles), a programme on sharks and rays (Brazil), the status of the Great Barrier Reef (Australia) and reporting by NGOs on their work (Seychelles).

Reporting to other biodiversity MEAs in theory could be relevant for all Parties/Signatories to those MEAs, but reporting to the CBD was only mentioned by nine Parties, reporting to the Ramsar Convention by five, to CITES by three, to the International Whaling Commission by two, to the Bern Convention by three, to the European Commission for the EU Nature Directives by six and in relation to CMS daughter instruments by three.

# VII – Governance, policy and legislative coherence

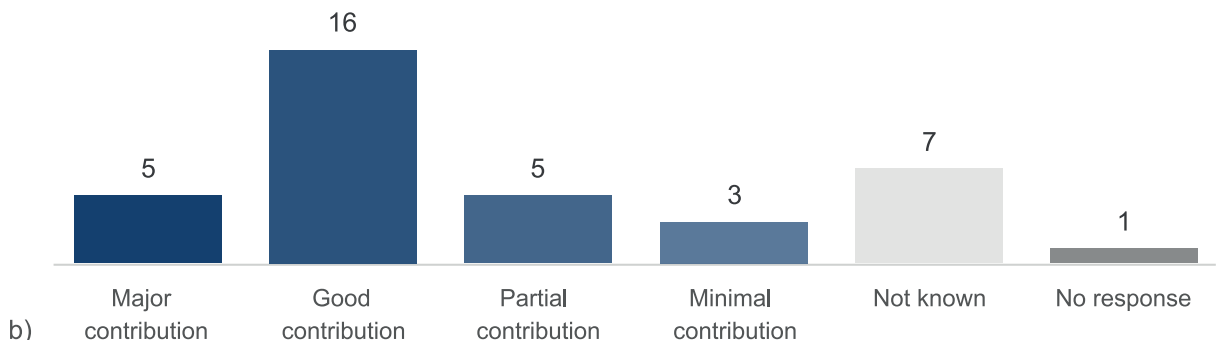
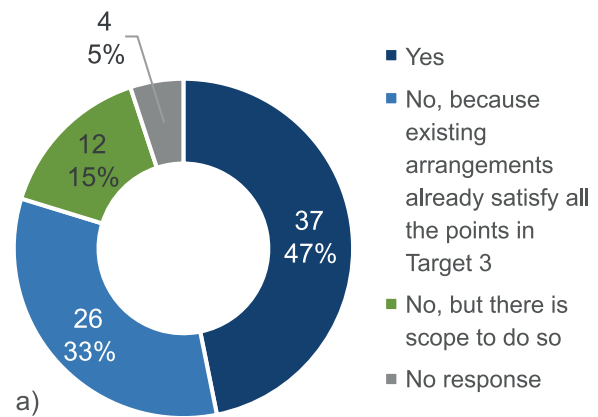
**SPMS Target 3:** National, regional and international governance arrangements and agreements affecting migratory species and their migration systems have improved significantly, making relevant policy, legislative and implementation processes more coherent, accountable, transparent, participatory, equitable and inclusive.

Twenty-six Parties reported that existing governance arrangements already satisfied all the points in Target 3. Twenty-one others indicated that relevant improvements making either a major contribution or a good contribution towards achieving the target had been made in the reporting period.

**Have any governance arrangements affecting migratory species and their migration systems in your country, or in which your country participates, improved during the reporting period? If yes, to what extent have these improvements helped to achieve Target 3 of the Strategic Plan for Migratory Species? (Q.VII.1)**

**Response rate:** 75 Parties (95% of RP).

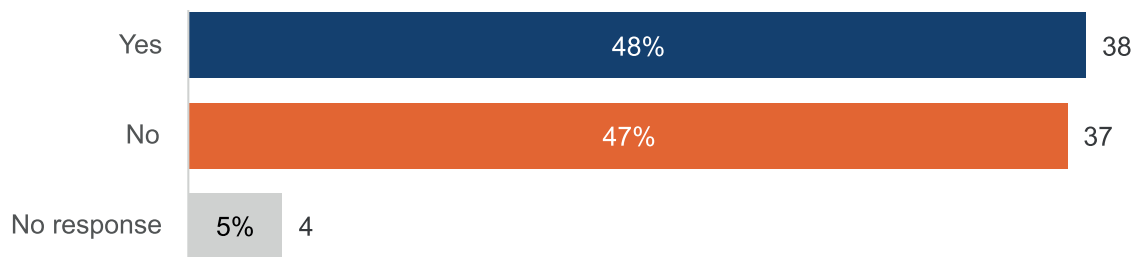
Thirty-seven Parties (47% of reporting Parties) suggested that relevant governance arrangements had improved during the reporting period (Figure 7.1a), although the additional details provided suggested that some of these instances were unrelated to governance as such. Of the 37, five reported that the improvements made a major contribution towards achieving Target 3 of the Strategic Plan, while 16 reported that they made a good contribution (Figure 7.1b). Twenty-six Parties (33% of reporting Parties) reported that existing governance arrangements already satisfied all the points in Target 3.



**Figure 7.1.** a) Number of Parties that reported improvements in relevant governance arrangements and b), for those that indicated 'yes', the role of these improvements toward achieving Target 3.

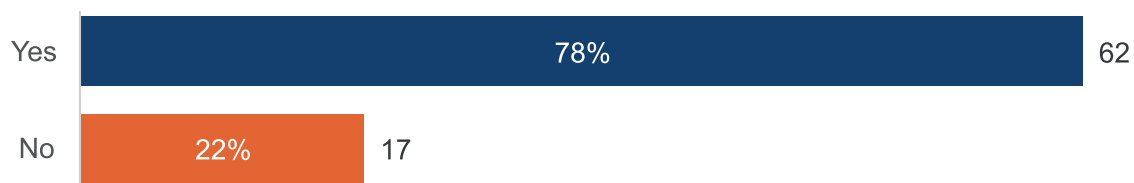
***Has any committee or other arrangement for liaison between different sectors or groups been established at national or other territorial level in your country that addresses CMS implementation issues? (Q.VII.2)***

**Response rate:** 75 Parties (95% of RP).



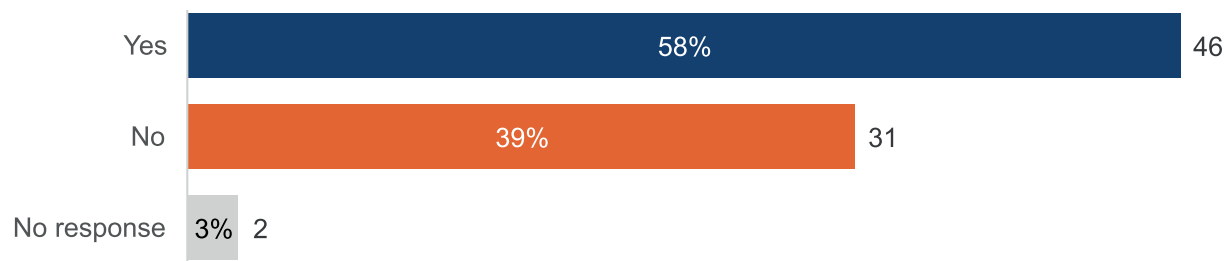
***Does collaboration between the focal points of CMS and other relevant Conventions take place in your country to develop coordinated and synergistic approaches? (Q.VII.3)***

**Response rate:** 79 Parties (100% of RP).



***Has your country or any jurisdictional subdivision within your country adopted legislation, policies or action plans that promote community involvement in conservation of CMS-listed species? (Q.VII.4)***

**Response rate:** 77 Parties (97% of RP).





## VIII – Incentives

**SPMS Target 4:** *Incentives, including subsidies, harmful to migratory species, and/or their habitats are eliminated, phased out or reformed in order to minimize or avoid negative impacts, and positive incentives for the conservation of migratory species and their habitats are developed and applied, consistent with engagements under the CMS and other relevant international and regional obligations and commitments.*

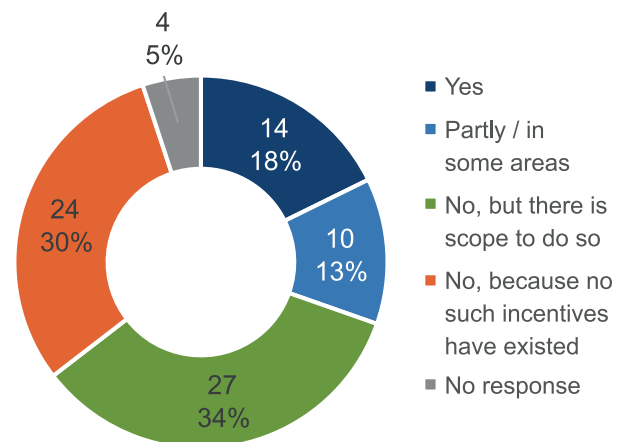
Over half of the reporting Parties have made some progress with developing or applying positive incentives. Fewer than a third, however, reported being able to tackle harmful incentives, though a further 24 Parties indicated that harmful incentives had never existed in their country. The concept of harmful incentives has, however, been subject to some mixed interpretations.

### ***Has there been any elimination, phasing out or reforming of harmful incentives in your country resulting in benefits for migratory species? (Q.VIII.1)***

**Response rate:** 75 Parties (95% of RP).

Fourteen Parties (18% of reporting Parties) reported eliminating, phasing out, or reforming harmful incentives (Figure 8.1) and 10 Parties (13% of reporting Parties) reported having partly done so. The concept of a ‘harmful incentive’ was interpreted in different ways by Parties, some examples seemingly relating to harmful activities rather than incentives as such. Actions to remove harmful incentives were identified in a range of sectors including agriculture, fisheries, energy, finance, forestry, and waste management.

**Figure 8.1.** *Number of reporting Parties that reported fully or partly eliminating, phasing out or reforming harmful incentives in their country with resulting benefits for migratory species*

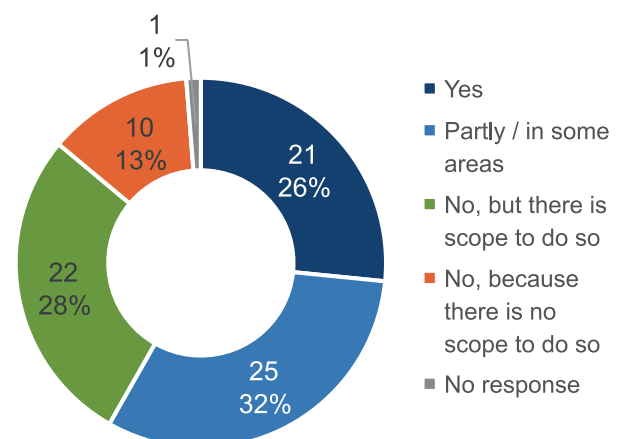


### ***Has there been development and/or application of positive incentives in your country resulting in benefits for migratory species? (Q.VIII.2)***

**Response rate:** 78 Parties (99% of RP).

Twenty-one Parties (26% of reporting Parties) indicated that they had developed or applied positive incentives resulting in benefits for migratory species (Figure 8.2). Parties that reported having developed or implemented such incentives, as well as those who had partly done so, outlined a wide range of measures undertaken in different sectors, including fisheries, forestry, agriculture, transport, waste management, energy, and forestry. Three Parties (France, Sweden and Uganda) specifically mentioned benefits for migratory species as a result of measures taken.

**Figure 8.2.** *Number of reporting Parties that reported having developed or applied positive incentives in their country with resulting benefits for migratory species*





# IX – Sustainable production and consumption

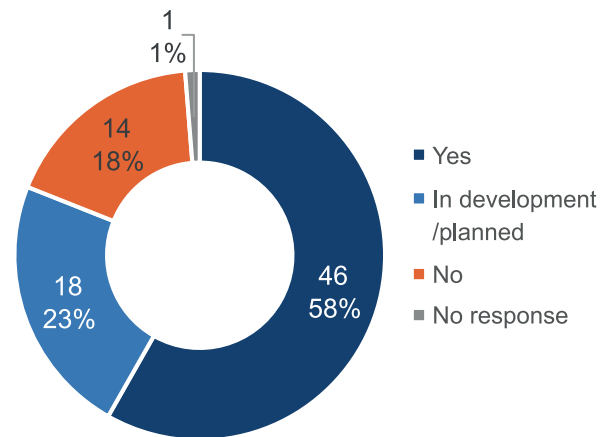
**SPMS Target 5:** Governments, key sectors and stakeholders at all levels have taken steps to achieve or have implemented plans for sustainable production and consumption, keeping the impacts of use of natural resources, including habitats, on migratory species well within safe ecological limits to promote the favourable conservation status of migratory species and maintain the quality, integrity, resilience, and ecological connectivity of their habitats and migration routes.

Forty-six Parties reported having taken positive steps towards achieving this target. Some individual instances (e.g. ‘circular economy’ initiatives, rights-based initiatives) offer interesting examples for others to consider. Ways of defining and keeping within ‘safe ecological limits’ were not specifically addressed through the national reports and is an issue that needs more concentrated attention to ensure that Target 5 is met.

**During the reporting period, has your country implemented plans or taken other steps concerning sustainable production and consumption which are contributing to the achievement of the results defined in SPMS Target 5? (Q.IX.1)**

**Response rate:** 78 Parties (99% of RP).

Forty-six Parties (58% of reporting Parties) indicated that steps of this kind had been taken (although the descriptions showed that these were sometimes not relevant to the question); 18 Parties (23% of reporting Parties) indicated that they were planned, and 14 (18% of reporting Parties) indicated no action (Figure 9.1).



**Figure 9.1.** Number of reporting Parties that reported having implemented plans or taken other steps concerning sustainable production and consumption

The types of reported action are summarised in Table 9.1 (categories devised specifically for this analysis, not prompted in the question). Among those reporting that steps had been taken or were planned, some of the noteworthy examples included several Parties that had national sustainability plans (and in the Netherlands’ case, a target); Chile mentioned a national committee on the subject; France, Poland, the Netherlands, Slovenia and the United Arab Emirates mentioned ‘circular economy’ initiatives; and Bolivia situated its planned actions within a context of legally-enshrined rights of nature.

**Table 9.1.** Actions taken or planned concerning sustainable production and/or consumption

Types of action taken or planned	No of countries
Regulating fisheries	9
Regulating harvesting of other species	8
National sustainability plan or equivalent	7
Promoting sustainable agriculture	7
Promoting renewable energy/energy efficiency	6
Licensing, impact assessment and monitoring in general	5
Promoting “circular economy” approaches	5
Promoting sustainable tourism	3
Reducing use/disposal of plastics and polystyrene	3
Regulating harvesting of forest products	1
Eco-labelling	1
Greening of public procurement	1
National Committee on sustainable production & consumption	1

## X – Threats and Pressures

**SPMS Targets 6 and 7:** Fisheries and hunting have no significant direct or indirect adverse impacts on migratory species, their habitats or their migration routes, and impacts of fisheries and hunting are within safe ecological limits; and Multiple anthropogenic pressures have been reduced to levels that are not detrimental to the conservation of migratory species or to the functioning, integrity, ecological connectivity and resilience of their habitats.

Parties identified various threats and pressures that are of continuing concern, with habitat loss and degradation being dominant among these. All of the 32 pressures that Parties were invited to report on (including those related to fisheries and hunting) were considered to be having a severe adverse impact on migratory species in at least one country. Parties reported a variety of actions that are aimed at combating threats and pressures; however, there was not enough information to assess progress in terms of the outcome described by Target 7.

**Which of the following pressures on migratory species or their habitats are having an adverse impact in your country on migratory species included in the CMS Appendices? (Q.X.1)**

**Response rate:** 75 Parties (95% of RP).

Parties were asked to indicate which of 32 listed pressures were having an adverse impact on migratory species in their country and to rank the severity of impact (severe, moderate, low) (Figure 10.1). The most

widely-reported pressures were habitat loss/destruction (including deforestation), habitat degradation, and illegal hunting. These were also the pressures that were most frequently ranked as severe.



Photo credit: AdobeStock\_bannafarsai



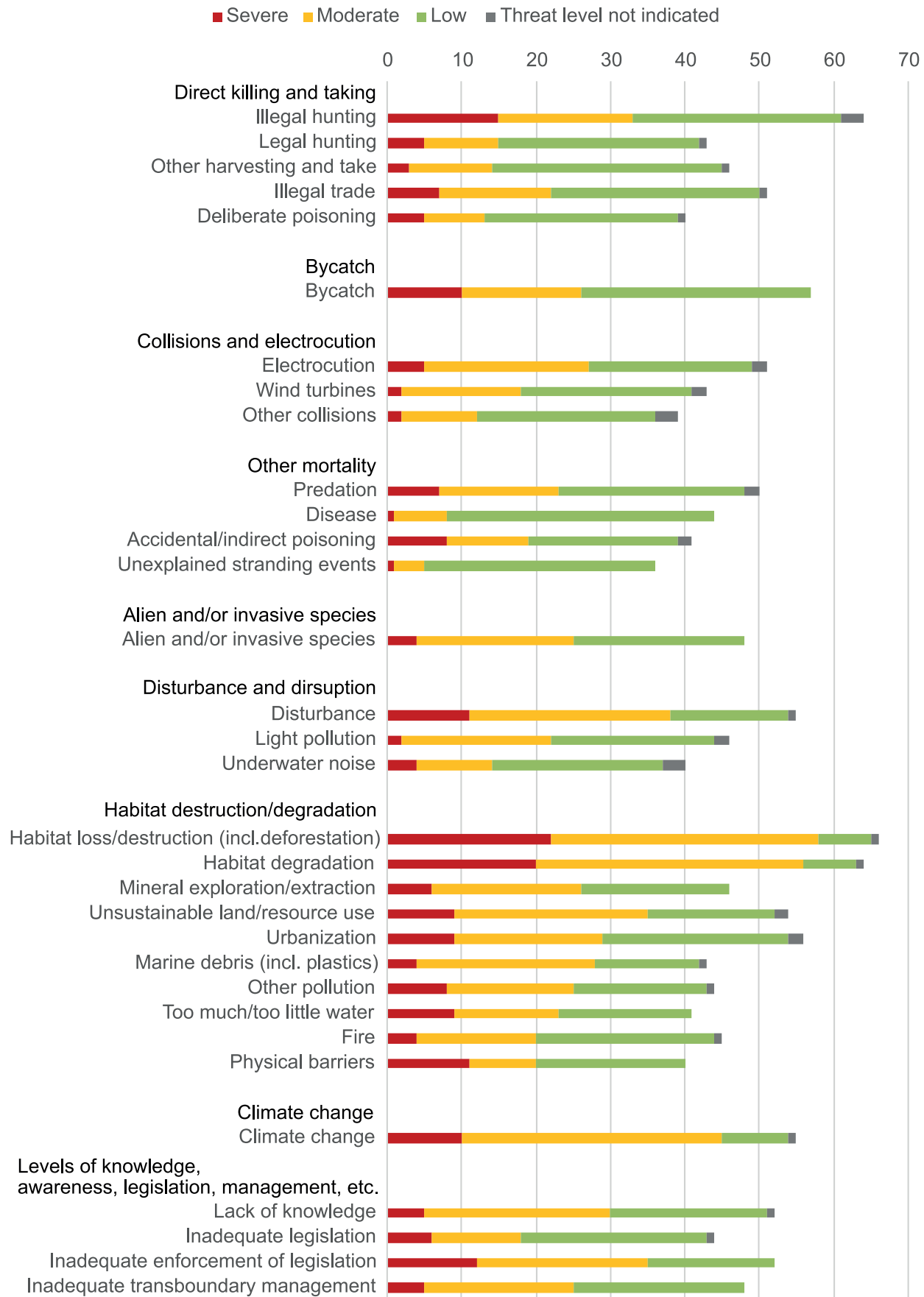
Photo credit: AdobeStock\_linelea



Photo credit: AdobeStock\_Marcio Isersee e Sá



Photo credit: AdobeStock\_noon@photo



**Figure 10.1.** Number of reporting Parties that reported each pressure and its severity. If a Party listed more than one ranking for a given pressure (e.g. 'low to moderate'), only the most severe ranking was counted. (Red=severe, yellow=moderate, green=low, and grey=threat level not indicated).



**What are the most significant advances that have been made since the previous report in countering any of the pressures identified above? (Q.X.2)**

**Response rate:** 63 Parties (80% of RP).

Fifty-seven Parties (72% of reporting Parties) indicated that advances had been made in countering pressures during the reporting period. In some cases, the responses discussed the activity undertaken, in others the result achieved, but many did not specify which. The types of advances reported by Parties are shown in Table 10.1. Six of the reporting Parties responded to this question by saying that no significant advances had been made.

Type of advance	No. of Parties	Related SPMS target(s)
Combating specific threats	23	5/6/7
<i>More general measures to counter pressures:</i>		
- Area and habitat measures	17	10
- Policies/plans/strategies/guidelines	17	-
- Research, information, knowledge	13	15
- New legislation	11	-
- Awareness/education/engagement	11	1
- Enforcement	8	-
- Coordination/cooperation	2	3
- Resource mobilization	2	16

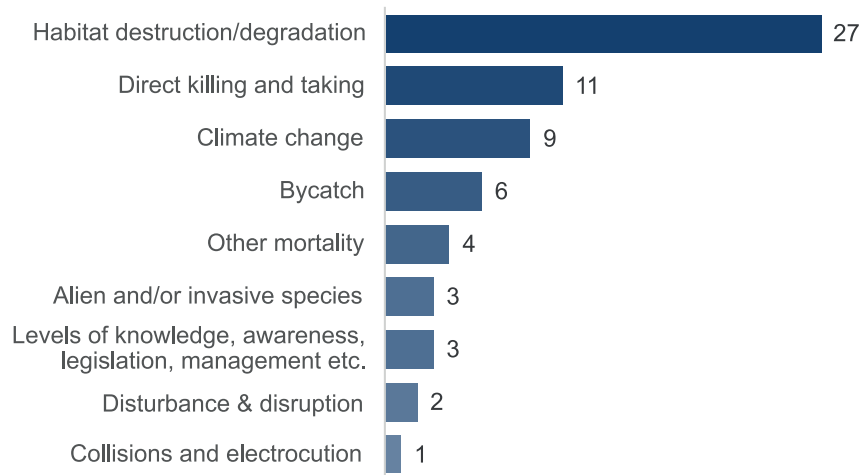
**Table 10.1.** Types of significant advance reported by Parties in countering identified pressures

**What are the most significant negative trends since the previous report concerning the pressures identified above? (Q.X.3)**

**Response rate:** 56 Parties (71% of RP).

Forty-five Parties (57% of reporting Parties) indicated that there had been significant negative trends in pressures during the reporting period (Figure 10.2); habitat destruction/degradation was the most frequently mentioned pressure. The majority of these 45 Parties mentioned existing threats & pressures that

were continuing, with fewer implying any particular new trend. Five Parties indicated that there had been no significant negative trends in pressures during the reporting period, while five others indicated that no assessment had been made, and one cited only a positive trend (relating to awareness).



**Figure 10.2.** Negative trends in pressures on migratory species reported by Parties

**Have you adopted new legislation or other domestic measures in the reporting period in response to CMS Article III(4)(b) (addressing activities or obstacles that seriously impede or prevent migration)? (Q.X.4)**

**Response rate:** 72 Parties (91% of RP).

Thirty Parties (38% of reporting Parties) reported that new legislation or other domestic measures had been adopted, but only two (India and Jordan) specified measures addressing obstacles to migration.

Other Parties cited statutes or measures that were either pre-existing or related to more general conservation measures (the most frequent being protected areas).

# XI – Conservation status of migratory species

**SPMS Target 8:** *The conservation status of all migratory species, especially threatened species, has considerably improved throughout their range.*

The reports provide a snapshot of the conservation status of those species for which reporting Parties either have systematic data or some other informed basis for making an assessment. Parties reported improvements in some areas for some terrestrial and aquatic mammals, notable declines for bats, birds and fish, a more mixed picture for reptiles, and no information for insects. Major changes of this kind (both positive and negative) were reported by a minority of Parties. A more robust assessment (e.g. of IUCN Red List or Living Planet Index data) might provide a more informed picture for Target 8 and this is considered in the ‘Strategic Plan for Migratory Species 2015-2023 - Progress Report’.

**What (if any) major changes in the conservation status of migratory species included in the CMS Appendices (for example national Red List category changes) have been recorded in your country in the current reporting period? (Q.XI.1)**

**Response rate:** 31 Parties (39% of RP).

Thirty-one countries (39% of reporting Parties) provided a response, although many described projects or recorded status, rather than a change in status. Reported changes in some cases involved changes in a status category (e.g. a national Red List or the EU Directive conservation status assessment categories) and in other cases they involved changes (not necessarily based on

scientific assessments) such as observed population increases/decreases or a record of a new breeding species for the country. The reported changes in conservation status include a mix of (a) actual population changes, (b) changes in extinction risk and (c) improved assessments; with (b) and (c) therefore not necessarily involving a change in the numbers of animals.

**Table 11.1.** Overview of numbers of Parties reporting improvements or deterioration in conservation status for each taxonomic group of CMS-listed species, and the accompanying numbers of taxa to which these changes relate.

Taxonomic Group	No. of Parties		No. of taxa	
	Status improved	Status deteriorated	Status improved	Status deteriorated
Terrestrial mammals (excl. bats)	<b>9</b>	2	<b>13</b>	2
Aquatic mammals	<b>7</b>	4	<b>12</b>	8
Bats	2	<b>5</b>	3	<b>7</b>
Birds	12	12	24	<b>24*</b>
Reptiles	2	2	3	3
Fish	0	<b>5</b>	0	<b>11</b>
Insects	0	0	0	0

**Note:** Bold type indicates the larger of the two numbers in each pair of columns where applicable, for ease of reference. Some changes relate to a subspecies rather than a whole species. \*In the case of bird taxa with status deteriorations, two Parties reported ‘shorebirds’ as a group and one recorded ‘vultures’ as a group, so given the lack of detail these can only be recorded here as a contribution of ‘2’ to the total, but the total is clearly a much larger number than is shown.

Because of the variation in approach and taxonomic coverage as reported by Parties, the information above only provides a snapshot of the conservation status of CMS-listed species (and it is likely to be biased in favour of reporting on those species for which there are known on-going activities). These data can therefore

not be used to draw meaningful conclusions about trends in the status of CMS-listed species, either by groups or as a whole. To assess whether the listed species are truly improving or deteriorating would require a more systematic assessment (e.g. of the IUCN Red List information).

## XII – Cooperating to conserve migration systems

**SPMS Target 9:** International and regional action and cooperation between States for the conservation and effective management of migratory species fully reflects a migration systems approach, in which all States sharing responsibility for the species concerned engage in such actions in a concerted way.

It is difficult for national reports to shed light on progress towards the ultimate outcome expressed by this target; 24 Parties (30% of reporting Parties) participated in the implementation of “concerted actions” as defined by the CMS COP, and just 10% of the taxa currently identified for such actions by the COP are known to be receiving attention in that context. A range of other positive cooperation activities were reported by 23 Parties. These figures are low overall compared to what might be expected, given the centrality of Target 9 to the purposes of CMS.

***In the current reporting period, has your country participated in the implementation of concerted actions under CMS (as detailed in COP Resolution 12.28) to address the needs of relevant migratory species? (Q.XII.3)***

**Response rate:** 72 Parties (91% of RP).

Thirty-one Parties (39% of reporting Parties) indicated that they had participated in the implementation of concerted actions to address the needs of relevant migratory species. Only 24 of these, however, reported on topics related to the question when providing ‘free-

text’ amplifications. Resolution 12.28 on Concerted Actions lists 103 relevant species or groups: only 11 of these were explicitly mentioned in the responses (Table 12.1).

**Table 12.1.** Concerted action taxa referred to in the COP13 reports

Group	Species	Reporting Party
Mammals	<i>Monachus monachus</i> , Mediterranean Monk Seal <i>Loxodonta cyclotis</i> , African Forest Elephant <i>Kobus kob leucotis</i> , White-eared Kob	Morocco Cameroon Ethiopia
Birds	<i>Anser erythropus</i> , Lesser White-fronted Goose <i>Aythya nyroca</i> , Ferruginous Duck <i>Numenius madagascariensis</i> , Far Eastern Curlew <i>Falco cherrug</i> , Saker Falcon <i>Coturnix coturnix coturnix</i> , Quail <i>Crex crex</i> , Corncrake	Hungary Slovakia, Slovenia Australia, New Zealand Hungary, Jordan Jordan Czech Republic, Slovenia
Fish	<i>Huso/Acipenser</i> spp. Sturgeons <i>Anguilla anguilla</i> European Eel	Bulgaria, Netherlands, Slovakia, Ukraine Latvia, Monaco, Norway

Parties who had reported participating in the implementation of concerted actions were asked to give a description of the results achieved. Two Parties responded to this with information on relevant species: Cameroon referred to stabilization of elephant populations, and Jordan mentioned improved breeding status of Saker Falcon and Quail.



Photo credit: markmedialf, AdobeStock

***Have any other steps been taken which have contributed to the achievement of the results defined in Target 9 of the Strategic Plan for Migratory Species, including for example (but not limited to) measures to implement Resolution 12.11 (and Decision 12.34) on flyways and Resolution 12.17 (and Decision 12.54) on South Atlantic whales? (Q.XII.4)***

**Response rate:** 71 Parties (90% of RP).

Twenty-three Parties (29% of reporting Parties) indicated that other steps had been taken towards achieving Target 9. These ‘other steps taken’, as reported in the COP13 reports, involved the following activities (arranged by the Regions to which the Parties reporting the actions belong, not necessarily the location of the action):

#### **Africa**

- Algeria’s cooperation with Tunisia on conservation of the Barbary Deer *Cervus elaphus barbarus*.
- Cameroon’s cooperation with Chad and the Central African Republic in a Central African programme for conserving elephants, which has helped to stabilize the population.

#### **Asia**

- India’s development of a national action plan in the context of the Central Asian Flyway initiative.
- Pakistan’s participation in international organizations or processes addressing Snow Leopards, marine turtles, wildlife enforcement and protected areas.
- The United Arab Emirates’ monitoring of Green and Hawksbill turtles *Chelonia mydas* and *Eretmochelys imbricata* across the Arabian Gulf; and its leading of range-wide efforts to conserve the Houbara Bustard *Chlamydotis undulata*.

#### **South and Central America and The Caribbean**

- Brazil’s hosting of meetings including the Americas Flyways Task Force, the CMS MOU on Southern South American Grassland Birds, the Advisory Committee of ACAP and the 67th Meeting of the IWC (featuring cooperation with CMS).
- Brazil’s participation in the Atlantic Flyway Shorebird Initiative and the Western Hemisphere Shorebird Reserve Network.
- Brazil’s incorporation of international action plans into national plans, including the Action Plan included with Resolution 12.17 on South Atlantic whales.
- Panama’s support for a proposal (through IWC) for establishing a South Atlantic whale sanctuary.

#### **Europe**

- Croatia’s cooperation with Slovenia on an Interreg project for the conservation of the Common Tern *Sterna hirundo*.
- France’s financial support for the AEW African Initiative.
- France’s cooperation with Senegal, Chad, Egypt and Sudan in a five-year multi-partner project on waterbirds in the Sahel and the Nile Valley.

- France’s support for multi-country research and population management projects on birds (five species of Turdidae in Russia, Italy and Lithuania; six species of Anatidae in Belarus, Latvia and Lithuania; and geese in the context of AEW).
- France’s participation in international cooperation frameworks on illegal bird killing/trade and conservation of primates.
- Monaco’s cooperation with France and Italy on the conservation of marine mammals.
- The Netherlands’ participation in the trilateral framework for Wadden Sea Cooperation, with Germany and Denmark.
- The Netherlands’ cooperation with France and the United States of America on the conservation of sea mammals and sharks in the Caribbean; and the hosting by its Caribbean territory Bonaire of an international meeting on sharks.
- Romania’s collaboration with Bulgaria, Serbia, Croatia, Hungary and Austria on wetland restoration in the Danube catchment; with Bulgaria, Ukraine, Russia and Kazakhstan (via a LIFE project) on the conservation of the Red-breasted Goose *Branta ruficollis*; and with other countries in a monitoring programme in the Black Sea region and in the Pan-European Common Bird Monitoring scheme.
- Serbia’s collaboration with Hungary on a project for the conservation of the Great Bustard *Otis tarda*; with Hungary on the monitoring of Schreiber’s Bent-winged bat *Miniopterus schreibersii* in the context of the EUROBATS Agreement; and with Romania on research into the Greater Horseshoe bat *Rhinolophus ferrumequinum*.
- Switzerland’s financial support for the Central Asian Mammals Initiative and the African-Eurasian Migratory Landbirds Action Plan.

#### **Oceania**

- Australia’s support for synergies with the International Whaling Commission (IWC).
- New Zealand’s participation in international organizations or processes addressing waterbirds, marine protection, seabird bycatch, whales and sharks; financial support for ACAP including hosting the 11th meeting of the Agreement’s Advisory Committee; and bilateral cooperation with Chile, Ecuador and Japan on seabird conservation and with China on the conservation of migratory shorebirds.



## XIII – Area-based conservation measures

**SPMS Target 10:** All critical habitats and sites for migratory species are identified and included in area-based conservation measures so as to maintain their quality, integrity, resilience and functioning in accordance with the implementation of Aichi Target 11, supported where necessary by environmentally sensitive land-use planning and landscape management on a wider scale.

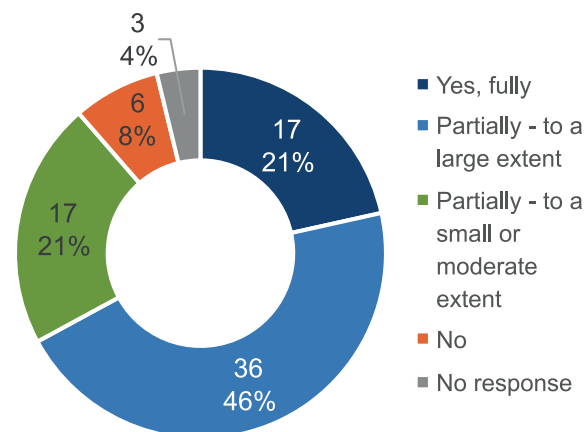
Most reporting Parties (70 Parties) have done some inventorying of critical habitats and sites for migratory species, but only one-fifth of those who submitted reports indicated that this was complete. The reports do not illuminate the extent of coverage of migratory species interests by area-based conservation measures, although about half of the Parties mentioned new legislation or other provisions.

**Have critical habitats and sites for migratory species been identified (for example by an inventory) in your country? What are the main gaps and priorities to address, if any, in order to achieve full identification of relevant critical habitats and sites as required to achieve SPMS Target 10? (Q.XIII.1)**

**Response rate:** 76 Parties (96% of RP).

Seventeen Parties (21% of those reporting) indicated that critical habitats and sites for migratory species had fully been identified in their country, and fifty-three Parties (67% of those reporting) indicated that these sites had partially been identified, to a large (36 Parties) or small/moderate (17 Parties) extent; a further two Parties that had not responded directly to the question provided additional comments indicating that critical habitats and sites were partially identified in their country (Figure 13.1).

**Figure 13.1.** Number of reporting Parties that have fully or partially identified critical habitats and sites for migratory species in their country



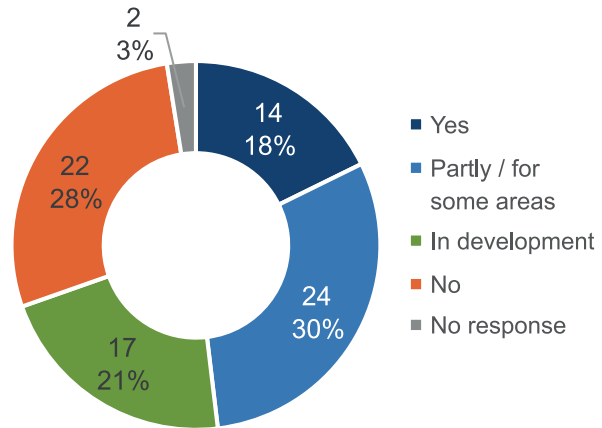
For Parties that had not fully identified critical habitats, the most commonly cited barrier to achieve this target was a lack of financial resources and expertise, followed by a lack of current data. Two Parties (Angola and Pakistan) also highlighted the difficulty of conducting such research in remote areas. The most common

priority identified (mentioned by four Parties) was the need to map areas for cetaceans, marine and freshwater turtles, fish and marine birds. Eight Parties specifically recognised the value of connectivity, with plans or projects in place to identify, create or enhance ecological corridors.

**Has any assessment been made of the contribution made by the country’s protected areas network specifically to migratory species conservation? (Q.XIII.2)**

**Response rate:** 77 Parties (97% of RP).

While only fourteen Parties (18% of those reporting) indicated that they had completed an assessment of the contribution made by the country’s protected areas network to migratory species conservation, more than half of the Parties reporting (52% of those reporting) indicated that an assessment had partly been made, had been made for some areas, or was under development (Figure 13.2).



**Figure 13.2.** Number of reporting Parties that have undertaken an assessment of the contribution made by the country’s protected areas network specifically to migratory species conservation.

**Has your country adopted any new legislation or other domestic measures in the reporting period in response to CMS Article III(4) (a) (which specifies that “Parties that are Range States of a migratory species listed in Appendix I shall endeavor ... to conserve and, where feasible and appropriate, restore those habitats of the species which are of importance in removing the species from danger of extinction”)? (Q.XIII.3)**

**Response rate:** 77 Parties (97% of RP).

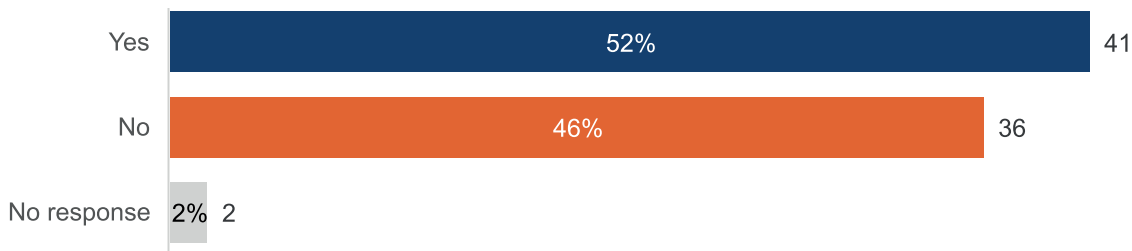


Photo credit: AdobeStock\_nzphotor11

## XIV – Ecosystem services

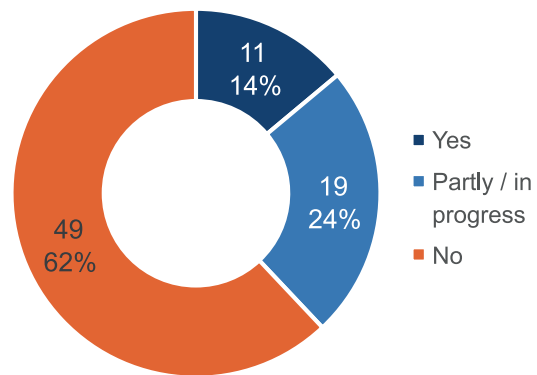
**SPMS Target 11:** Migratory species and their habitats which provide important ecosystem services are maintained at or restored to favourable conservation status, taking into account the needs of women, indigenous and local communities, and the poor and vulnerable.

It is difficult for national reports to shed light on progress towards the ultimate outcome expressed by this target. Parties were asked to report instead on whether they had done any assessment of ecosystem services associated with migratory species and 30 Parties indicated that they have taken this initial step.

**Has any assessment of ecosystem services associated with migratory species (contributing to the achievement of SPMS Target 11) been undertaken in your country since the adoption of the SPMS in 2014? (Q.XIV.1)**

**Response rate:** 79 Parties (100% of RP).

Forty-nine Parties (62% of reporting Parties) stated that no assessment of ecosystem services associated with migratory species had been undertaken (Figure 14.1).



**Figure 14.1.** Number of reporting Parties that had assessed ecosystem services associated with migratory species.



Photo credit: nickeverett1981\_AdoobeStock



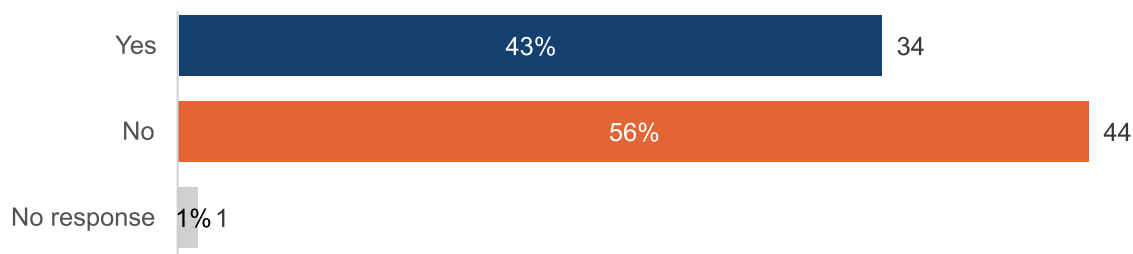
# XV – Safeguarding genetic diversity

**SPMS Target 12:** *The genetic diversity of wild populations of migratory species is safeguarded, and strategies have been developed and implemented for minimizing genetic erosion.*

Just under half of the reporting Parties indicated that relevant strategies or other measures had been implemented or were being developed to minimise genetic erosion of biodiversity. While this indicates that some progress is being made, the extent to which genetic diversity is being safeguarded is challenging to assess from the national report information.

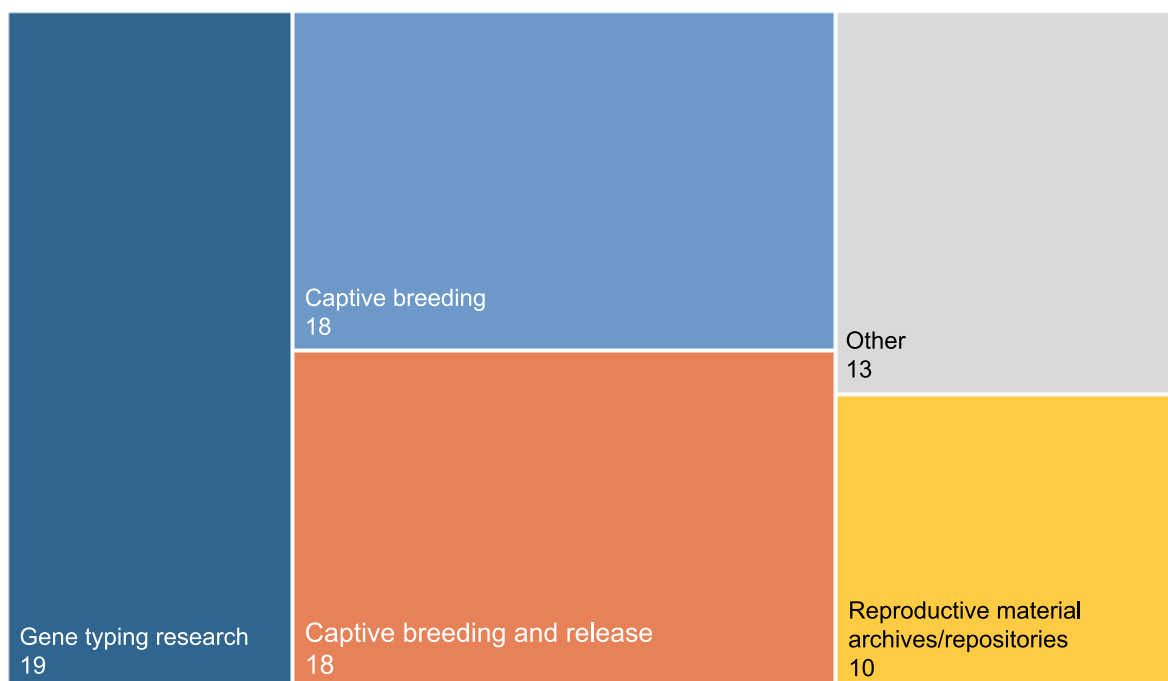
## ***Are strategies of relevance to migratory species being developed or implemented to minimize genetic erosion of biodiversity in your country? (Q.XV.1)***

**Response rate:** 78 Parties (99% of RP).



Of the strategies prompted in the question, the most commonly highlighted were gene typing research, captive breeding, and captive breeding and release (Figure 15.1). Several of the responses under ‘Other’ related to genetic sampling and analyses as well as

reintroduction initiatives, and may therefore have been relevant to one of the original categories. One Party reported consideration of genetic population structure data in management plans of particular taxa.



**Figure 15.1.** *Strategies that are being developed or have been implemented by Parties to minimize genetic erosion of biodiversity in their country.*

# XVI – National Biodiversity Strategies and Action Plans

**SPMS Target 13:** *Priorities for effective conservation and management of migratory species, their habitats and migration systems have been included in the development and implementation of national biodiversity strategies and action plans, with reference where relevant to CMS agreements and action plans and their implementation bodies.*

Migratory species are highly likely to be benefiting from at least some of the general biodiversity provisions in countries that have strong NBSAPs – but fewer than one-fifth of reporting Parties indicated that migratory species are explicitly referred to. Examples where this does occur included references to action plans for relevant species and steps to address obstacles to migration.

## ***Are priorities for the conservation and management of migratory species, their habitats and migration systems explicitly addressed by your country's national biodiversity strategy or action plan (NBSAP)? (Q.XVI.1)***

**Response rate:** 78 Parties (99% of RP).

Sixty Parties (76% of reporting Parties) reported that priorities for the conservation and management of migratory species were addressed by their country's NBSAP, although only a proportion of the accompanying free text responses (64% of reporting Parties) were related to NBSAPs. Among the countries where relatedness to NBSAPs was stated or could reasonably be assumed, only 14 identified elements

relating explicitly to migratory species, their habitats or migration systems (Table 16.1). Among other respondents, relevant items in NBSAPs included protected areas (20 Parties), sustainable use (ten Parties), species action plans/management plans (six Parties), cross-sectoral integration (five Parties) and ecological connectivity (three Parties).

**Table 16.1.** *Elements in NBSAPs reported as relating to migratory species.*

Elements in NBSAP explicitly related to migratory species	No. of Parties citing	Details
Management plans or action plans	6	<b>Australia</b> (Strategies for individual species, including migratory species). <b>Bulgaria</b> (National Species Action Plans include 12 that cover migratory bird species). <b>Cameroon</b> (Management plans for Elephant and Lion). <b>France</b> (Species Action Plans for cetaceans, incl. in overseas territories). <b>United Arab Emirates</b> (Conservation Plan for Marine Turtles; Action Plan for Conservation and Management of Sharks). <b>Uzbekistan</b> (Action Plan for Snow Leopard).
Addressing obstacles to migration	5	<b>Czech Republic</b> (NBSAP highlights obstacles to migration as an issue to be addressed). <b>Germany</b> (combating barriers to migration). <b>Netherlands</b> (Removing obstacles affecting fish migration). <b>Poland</b> (Addressing obstacles to migration). <b>Slovakia</b> (Removing obstacles affecting fish migration).
Protected areas	2	<b>Armenia</b> (Protection of migratory bird breeding sites; and a suggestion of some success with this). <b>Uzbekistan</b> (Expanding protected areas, including habitats for CMS-listed species).
Reference to CMS in a general sense (e.g. stating its existence as part of the international context)	3	<b>Australia</b> . <b>Belgium</b> (inferred). <b>Brazil</b> ('Implementation of CMS' is a listed action).
Others	1	<b>Germany</b> (Sustainable use, restoration, combating threats, research & monitoring).

# XVII – Traditional knowledge, innovations and practices of indigenous and local communities

**SPMS Target 14:** *The traditional knowledge, innovations and practices of indigenous and local communities relevant for the conservation and sustainable use of migratory species, their habitats and migration systems, and their customary sustainable use of biological resources, are respected, subject to national legislation and relevant international obligations, with the full and effective participation of indigenous and local communities, thereby contributing to the favourable conservation status of migratory species and the ecological connectivity and resilience of their habitats.*

Only five Parties felt that the target had been substantially achieved, but a majority reported that they were taking action to foster consideration of these perspectives and/or to promote the requisite participation. A number of Parties considered that this issue was not applicable to them, which suggests a need to clarify definitions.

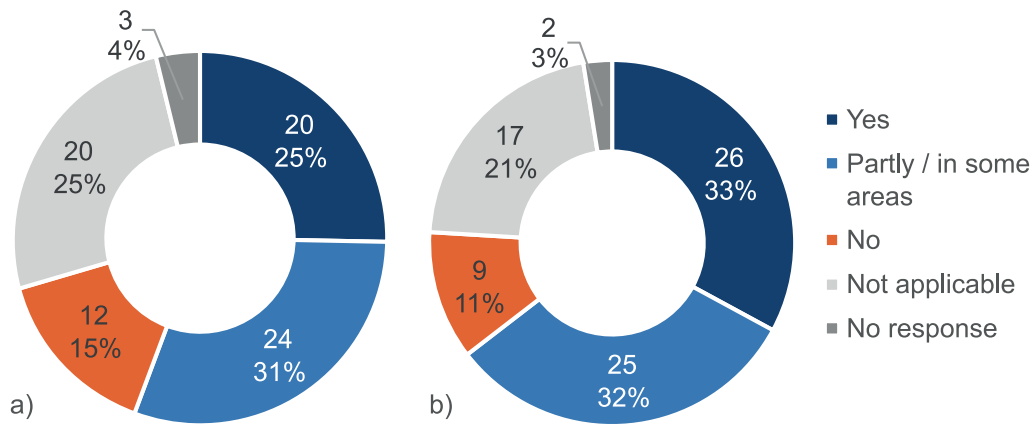
**Have actions been taken in your country to foster consideration for the traditional knowledge, innovations and practices of indigenous and local communities that are relevant for the conservation and sustainable use of migratory species, their habitats and migration systems? (Q.XVII.1)**

**Have actions been taken in your country to foster effective participation of indigenous and local communities in the conservation and sustainable use of migratory species, their habitats and migration systems? (Q.XVII.2)**

**Response rate:** 76 Parties for XVII.1 and 77 Parties for XVII.2 (96% and 97% of RP respectively).

Actions to foster consideration of traditional knowledge, innovations and practices of indigenous and local communities, and/or to foster their effective

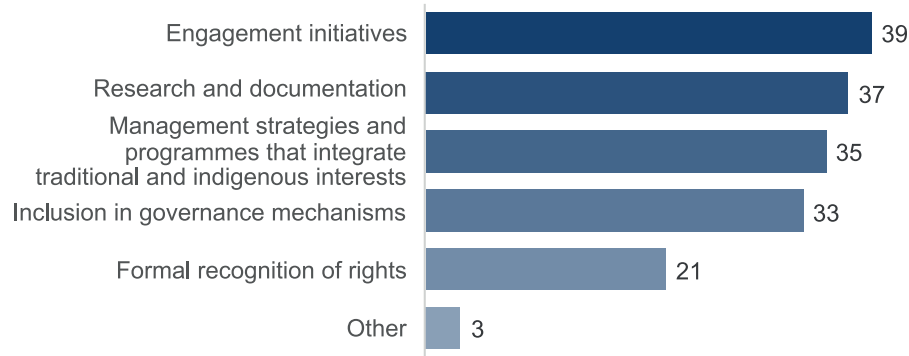
participation, were reported by over half of reporting Parties (56% and 65%, for questions XVII.1 and XVII.2 respectively) (Figure 17.1).



**Figure 17.1.** Number of reporting Parties that had taken actions to foster consideration for traditional knowledge, innovations and practices of indigenous and local communities, and to foster effective participation of indigenous and local communities.

Of those Parties that reported undertaking actions, whether in part/in some areas or more widely, the most frequently cited actions were ‘engagement initiatives’

and ‘research and documentation’ (Figure 17.2). ‘Other’ actions included the development of income-generating activities for indigenous populations (Morocco).



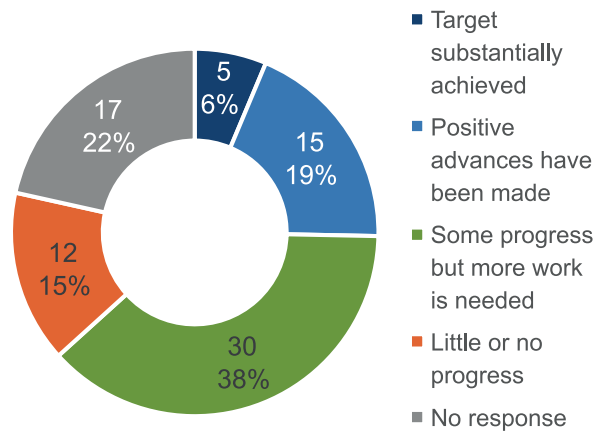
**Figure 17.2.** Actions taken by Parties to foster consideration for the traditional knowledge, innovations and practices of indigenous and local communities, and/or to foster effective participation of indigenous and local communities in the conservation and sustainable use of migratory species, their habitats and migration systems.

Two Parties considered that questions XVII.1 and XVII.2 were ‘Not applicable’, but noted that the following actions had been taken: ‘Research & documentation’, ‘Engagement initiatives’, and ‘Inclusion in governance mechanisms’.

**How would you rank progress since the previous report in achieving Target 14? (Q.XVII.3)**

**Response rate:** 62 Parties (78% of RP).

Forty-two Parties (53% of reporting Parties) indicated that more work was needed or that little or no progress had been made (Figure 17.3). A number of Parties that responded to this question queried whether it was relevant to them, which suggests some differences in the interpretation of ‘indigenous and local communities’.



**Figure 17.3.** Progress reported by Parties towards achieving Target 14 concerning traditional knowledge, innovations and practices of indigenous and local communities.



Photo credit: prochim\_AdobeStock



# XVIII – Knowledge, data and capacity-building

**SPMS Target 15:** *The science base, information, training, awareness, understanding and technologies relating to migratory species, their habitats and migration systems, their value, functioning, status and trends, and the consequences of their loss, are improved, widely shared and transferred, and effectively applied.*

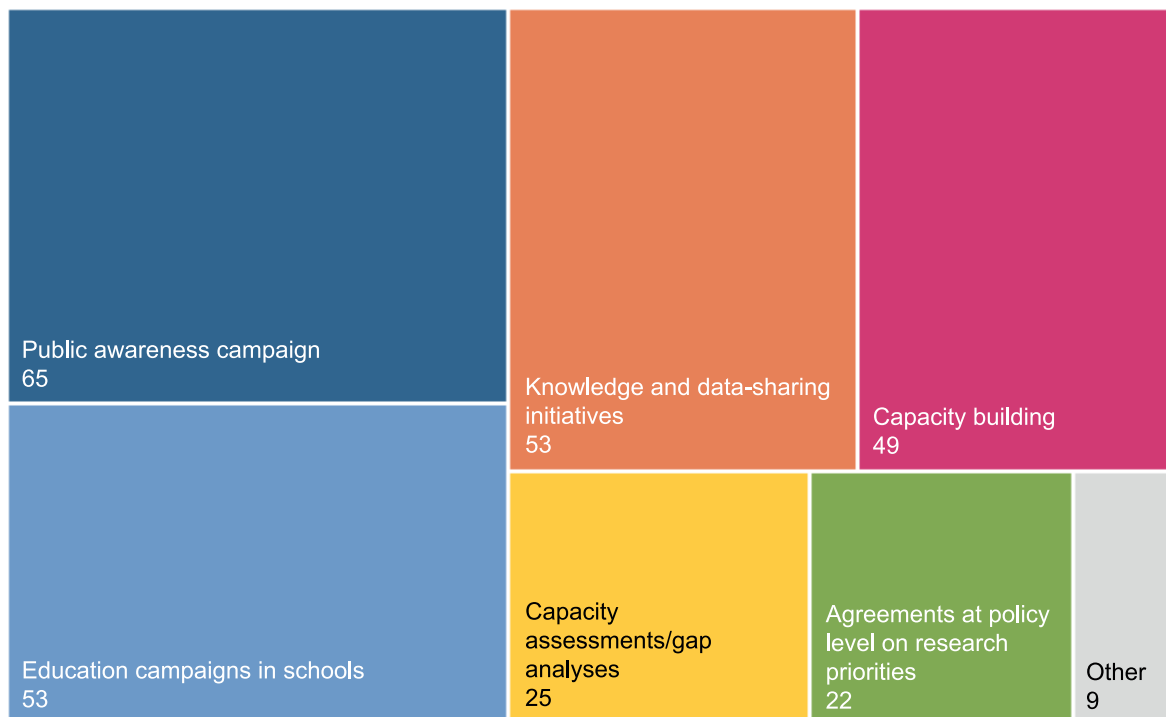
Seventy-seven Parties (97% of reporting Parties) reported taking action in relation to this target, particularly on promotion of awareness, education and information exchange. Most of the reporting Parties also identified an on-going need to improve capacity further in order to implement fully their obligations under CMS.

***In the current reporting period, which steps taken in your country have contributed to the achievement of the results defined in Target 15 of the Strategic Plan for Migratory Species? (Q.XVIII.1)***

**Response rate:** 77 Parties (97% of RP).

Seventy-seven Parties (97% of reporting Parties) indicated that they were taking steps that contributed

to the achievement of Target 15; these activities are detailed in Figure 18.1.



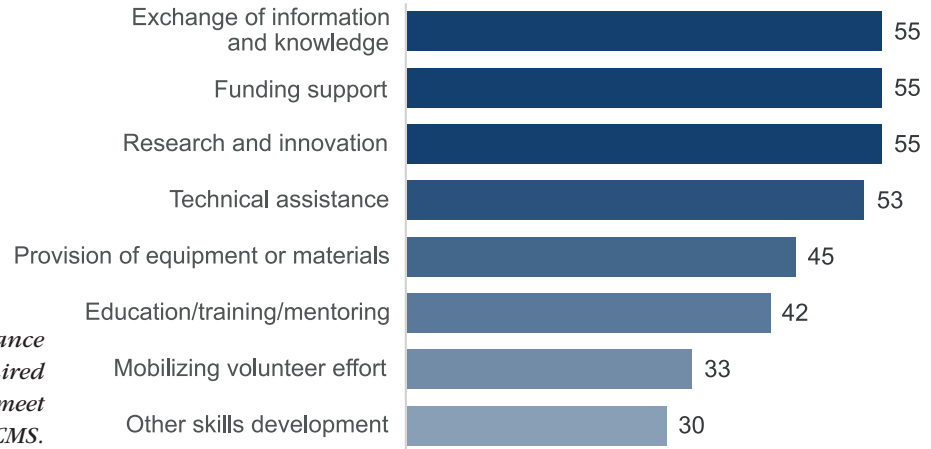
**Figure 18.1.** *Activities undertaken by Parties in the current reporting period that have contributed to the achievement of the results defined in Target 15 of the Strategic Plan for Migratory Species.*

***What assistance (if any) does your country require in order to build sufficient capacity to implement its obligations under the CMS and relevant Resolutions of the COP? (Q.XVIII.3)***

**Response rate:** 71 Parties (90% of RP).

Seventy-one Parties (90% of reporting Parties) identified at least one type of assistance suggested in the question as required to build sufficient capacity to implement its obligations under the CMS (Figure 18.2). Four Parties

selected ‘other’, three of which stated that no assistance was required while the fourth noted that a web-based platform to support training and dissemination of information on CMS would be useful.



**Figure 18.2.** *Types of assistance identified by Parties as required to build sufficient capacity to meet their obligations under the CMS.*



Photo credit: whitcomberd\_AdobeStock

# XIX – Resource mobilization

**SPMS Target 16:** *The mobilization of adequate resources from all sources to implement the Strategic Plan for Migratory Species effectively has increased substantially.*

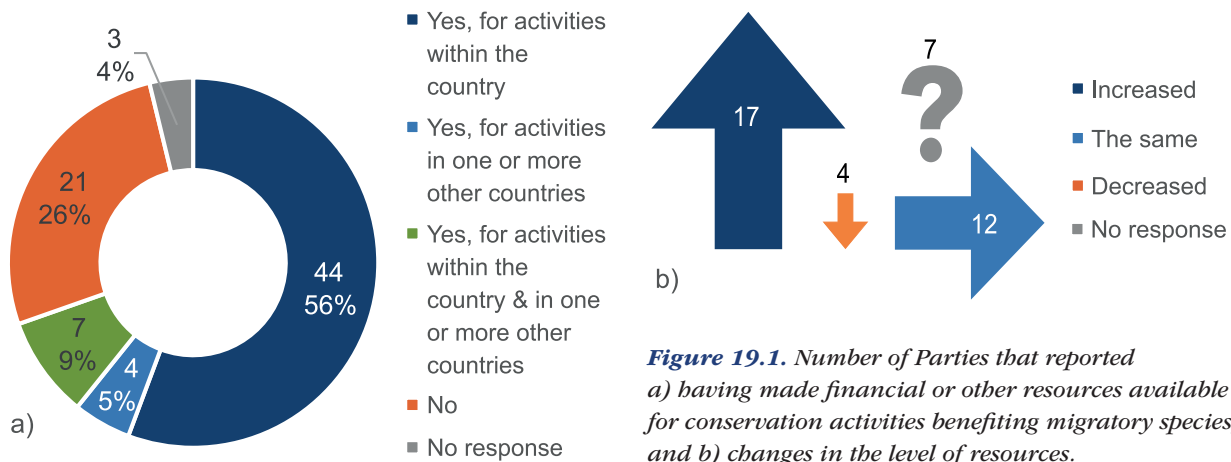
Fewer than one-third of reporting Parties, whether mobilizing resources internally or as donor countries or recipients, reported an overall increase in resources mobilized in the way this target describes; indicating that insufficient progress is being made in relation to this target. Comments throughout the national reports have emphasised the extent to which insufficient resources are hampering implementation efforts.

**During the reporting period, has your country made financial or other resources available for conservation activities specifically benefiting migratory species? If yes, please indicate whether the overall levels of resourcing concerned are the same or different from those in the previous reporting period and to which particular targets in the Strategic Plan for Migratory Species this has made a contribution. (Q.XIX.1)**

**Response rate:** 76 Parties (96% of RP).

Fifty-five Parties (70% of reporting Parties) indicated that they had made financial or other resources available for activities specifically benefiting migratory species within their country and/or in one or more other countries

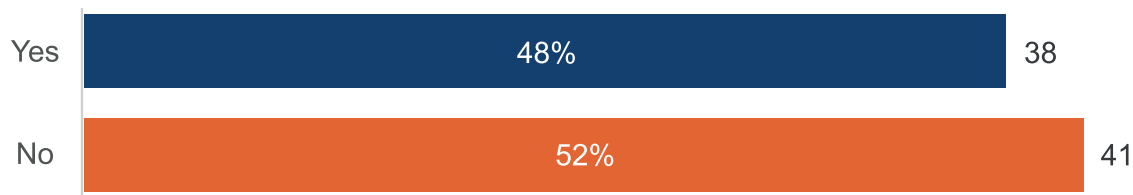
(Figure 19.1a). Of these, 17 Parties reported that overall levels of resourcing had increased compared to the previous reporting period, while four Parties reported that levels had decreased (Figure 19.1b).



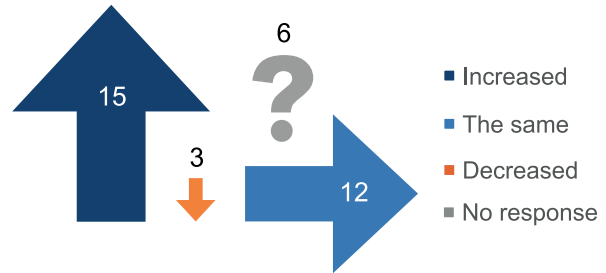
**Figure 19.1.** Number of Parties that reported a) having made financial or other resources available for conservation activities benefiting migratory species, and b) changes in the level of resources.

**During the reporting period, has your country received financial or other resources for conservation activities specifically benefiting migratory species? If yes, please select the source(s) concerned, and indicate whether the overall levels of resourcing concerned are the same or different from those in the previous reporting period. (Q.XIX.2)**

**Response rate:** 79 Parties (100% of RP).



Of the Parties that indicated that they had received resources for conservation activities specifically benefitting migratory species, 15 reported that overall levels of resourcing had increased compared to the previous reporting period, whereas only three reported a decrease (Figure 19.2). Of the categories prompted in the question, non-governmental organizations, the Global Environment Facility (GEF), and other intergovernmental programmes were indicated as the main source of these resources (Figure 19.3).



**Figure 19.2.** Reported trends in levels of resourcing received by Parties for migratory species conservation, compared to the previous triennium.



\* Multilateral Investment Bank

**Figure 19.3.** The sources of financial and/or other resources received by Parties.

**Which are the most important CMS implementation priorities requiring future support in your country? (Q.XIX.3)**

**Response rate:** 63 Parties (80% of RP).

Sixty-three Parties responded to this question (80% of those reporting), although a few described only past achievements rather than future support needs. This question is similar to one in the High-Level Summary (HLS) section which asked about future priorities, but the emphasis here is more specifically on priorities for resourcing support, so the overall ranking of priorities in each case is not necessarily the same. For the purposes of this analysis, the issues mentioned in the responses were grouped into categories (these categories were not prompted in either question). Research, improving knowledge, securing funding, building capacity and raising awareness were among

the most frequently cited priorities in both sections. There were however some differences between the relative rankings of other items, reflecting the difference between overall priorities on the one hand and priorities for resourcing support on the other. For example, addressing specific threats scored higher in section XIX (resources) than in Parties' responses to the HLS question (overall priorities), while cross-sectoral integration, national strategies, new protected areas and new species protection legislation all ranked lower in terms of resourcing needs.

# Conclusion

Parties that submitted CMS National Reports are thanked for the in-depth work they undertook in completing their questionnaires for this first reporting cycle using a substantially revised and streamlined framework. The new format has had the benefit of being reframed to align directly with the targets defined

in the Strategic Plan for Migratory Species (SPMS). Throughout the analysis, comparisons have been drawn between Party responses and progress towards the targets, and a separate document combines this information with additional indicators to give a fuller picture of SPMS implementation to date.

## Key reported successes and constraints in implementing the Convention

---

The National Reports show that Parties are actively working to enhance policy frameworks, to improve knowledge and awareness, to promote cooperation between countries and across sectors, and to tackle a range of threats affecting migratory species. A number of successes, particularly in the context of measures for managing and restoring habitats, protecting sites, and in research and monitoring of migratory species, were highlighted by Parties. Parties have also reported facing a number of challenges to implementation, mainly relating to insufficient resources and capacity. Gaps in implementation also became apparent through analysing the National Report data. In particular, seven of the reporting Parties do not yet have legislation in place prohibiting the taking of Appendix I species in accordance with CMS Article III(5).

It is noteworthy that habitat and area-based topics have dominated much of what Parties have reported as both their greatest advances and their highest priorities for future action. Species-based measures, such as population recovery programmes and prevention of direct persecution, were also prominent, though were mentioned explicitly less often in this context.

Insufficient resources and capacity to implement measures were the challenges most frequently reported by Parties. This was, for example, the barrier most commonly cited by Parties to identifying all critical habitats and sites for migratory species. Parties also highlighted 'scientific research and innovation', 'exchange of information and knowledge', and 'technical assistance' as areas where support

was required in order to build sufficient capacity to implement their obligations under CMS. Parties that reported receiving resources for conservation activities specifically benefitting migratory species indicated that the main sources were non-governmental organizations, the Global Environment Facility and other intergovernmental programmes.

While Parties reported threats and pressures affecting migratory species at the national level, there is also a clear global message from the reports that habitat loss and degradation were the dominant pressures shared across multiple countries. Beyond this, direct killing and taking, climate change and bycatch were the most cited pressures with significant negative trends in the last triennium. Each of the 32 pressures that Parties were invited to report on was considered to be having adverse impacts in over 35 countries, indicating that further work is required to address the multiple threats that migratory species face. The information provided, however, may offer its greatest value at national and regional levels, and more detailed assessments of the specific threats migratory species face at these scales would be beneficial in helping to understand where actions should be best concentrated.

While positive trends were noted for particular species/species groups by some Parties (mainly for terrestrial and aquatic mammals), the major trends reported for bats, birds and fish were more negative; these perceptions are largely supported by recent global assessments highlighting widespread declines for most groups (e.g. State of the World's Birds).



## The reporting process: lessons learnt, and making good use of the information in future

---

It is important to capture feedback on the Parties' experience of using the new reporting format. Some of the reports submitted were incomplete, and it would be valuable to understand whether the questions that remained unanswered were unclear or whether the Parties did not have the information requested. In the former case, further guidance could be added to the online reporting questionnaire to clarify the questions concerned. In addition, some of the responses suggest that some Parties may have misunderstood the intent of certain questions, and it is suggested that guidance could be added to clarify these as well (for example,

further context concerning 'harmful incentives' to provide clarity on what types of incentives may be harmful to migratory species). It would also be valuable to request additional free-text comments where Parties have responded 'no' to a question, to identify what is impeding their progress.

The present synthesis report is merely one avenue by which the information in National Reports provides insight, and consideration should be given to enhancing the ease of access to the wealth of intelligence contained within the National Reports, for example, making the reports searchable online.



Photo credit: AdobeStock, Victor Tyakht



